Indicator Lights

Signalleuchten

Voyants Lumineux

SLOAN

PRECISION OPTOELECTRONICS

SLOAN
PRECISION OPTOELECTRONICS

Additional Sloan Product Catalogues
Zusätzliche Sloan Produktkataloge
Catalogues additionnels des produits Sloan

Request your desired Sloan product catalogue

Fordern Sie Ihre gewünschten Sloan-Produktkataloge an

Demandez les catalogues de produits Sloan de votre choix

SIBALCO AG • Birmannsgasse 8 • CH-4055 Basel • Tel. +41 (0)61 264 10 10 • Fax +41 (0)61 264 10 15 • info@sibalco.ch • www.sloan.ch

Customized indicator lights
Konfektionierte Signalleuchten
Vovants lumineux confectionnés

Solutions that fit!
Lösungen die passen!
Solutions justes!

We are specialized in setting up customized LED indicators lights according to your specifications. Our service includes:

- individual wire length
- special wires
- twisted wires
- crimp and solder connectors
- cable shoes
- tin plated terminals
- cable skinning
- heat shrink tubes
- marking or labeling
- packaging

Wir sind spezialisiert auf kundenspezifische Ausführungen.
Unsere Dienstleitung beinhaltet:

- Kabellänge auf Mass
- Spezialkabel
- verdrillte Kabel
- Press und Lötkontakte
- Kabelschuhe
- verzinnte Anschlüsse
- Kabelbeschriftungen
- abschrumpfen
- Beschriftung und Markierung
- individuelle Verpackung

Nous sommes spécialisés pour fabriquer sur commande votre voyant individuel.
Notre service inclus:

- longeuer câble sur demande
- câble specifique
- câble torsadé
- connection par prise ou par soudure
- systeme à cosses
- connecteurs étamés
- câble avec nomenclatures
- gaine thermorétractable
- marquage ou label
- emballage individuel

Challenge us with your requirements
Kontaktieren Sie uns mit Ihren Anforderungen
Contactez nous avec vos spécifications

SIBALCO AG • Birmannsgasse 8 • CH-4055 Basel • Tel. +41 (0)61 264 10 10 • Fax +41 (0)61 264 10 15 • info@sibalco.ch • www.sloan.ch

Directory / Inhaltsverzeichnis / Annuaire de contenu

Flat Indicator lights **Flachleuchten** **Voyants lumineux plats**	Series:	343 / 344 / 348 / 349 183 / 184 / 188 193 / 194 / 198 974 / 978	5 - 6 7 8 9
Indicator lights with reflectors **Signalleuchten mit Reflektoren** **Voyants lumineux avec réflecteurs**	Series:	333 / 334 / 338 134 / 135 / 138 133R / 134R / 135R 353 / 354 / 358 144 / 145 / 148 153 / 154 / 158	10 11 12 13 14 15
Panel Indicator **Signalleuchten für Schalttafeln** **Voyants pour panel**	Series:	941 943 948 951 955 956	16 17 18 19 20 21
Indicator lights with colour cap **Lampenfassungen mit Farbkappen** **Voyants lumineux avec capuchon**	Series:	174 / 177 / 178 117 / 119 962 974 / 978	22 23 24 25
Exchangeable LEDs **Auswechselbar LEDs** **LEDs remplaçables**	Series:	876 / 877 / 886 / 887 MF for series 87x & 88x	26 - 27 28
Specifications LEDs **Spezifikationen LEDs** **Spécifications LEDs**		LED THT Ø 3mm LED THT Ø 5mm	29 30
Specifications indicator lights **Spezifikationen Signalleuchten** **Spécifications Voyants lumineux**			31 - 35
Accessories and spare parts **Zubehör und Ersatzteile** **Accessoires et pièce de rechange**			36 - 38

A B C D E F G H

SIBALCO AG • Birmannsgasse 8 • CH-4055 Basel • Tel. +41 (0)61 264 10 10 • Fax +41 (0)61 264 10 15 • info@sibalco.ch • www.sloan.ch

Series 343 / 344 / 348

Flat indicator lights
Rotation-proof
Waterproof IP64 / IP67 / IP68

Flach-Leuchten
Verdrehsicher
Wasserdicht IP64 / IP67 / IP68

Voyants lumineux plats
Anti-rotation
Étanche IP64 / IP67 / IP68

3D Step-file
available on request

3444S1G1G71NB

348811R1R50UB

A

Further specifications and options in section „F-H“ / Weitere Spezifikationen und Optionen in Kapitel „F-H“ / Autres spécifications et options au chapitre „F-H“

Type / Typ / Type	Terminals / Anschlüsse / Raccords	Body / Körper / Corps: Protection / Schutzart / Protection		Surface / Oberfläche / Surface		Accessories / Zubehör / Accessoires		Lens with.. / Linse mit.. / Lentille avec.. Fresnel		Light source / Lichtquelle / Source lum. (LED Ø 5mm)		Voltage / Spannung / Tension: Code	V	mA
343	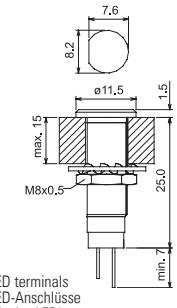 LED terminals / LED-Anschlüsse / Fils des LED's	**4**	IP64	**B**	Brass, blackened / Messing, geschwärzt / Laiton, noirci	**1**		**A1**	Amber / Orange / Orange	**Y54U** 7'000 mcd	Yellow / Gelb / Jaune	**0**	without / ohne / sans	
		7	IP67	**S**	Brass, nickel plated / Messing, vernickelt / Laiton, nickelé			**B1**	Blue / Blau / Bleu	**Y50U** 3'000 mcd		**A**	5	20
		8	IP68	**5**	Stainless steel / Edelstahl / Acier inoxydable	**5**	Stainless steel 1.4305 / Edelstahl 1.4305 / Acier inoxydable 1.4305	**C1**	Clear / Klar / Clair	**Y501** 80 mcd		**B**	12	20
				6	Stainless steel, blackened / Edelstahl, geschwärzt / Acier inoxydable, noirci			**G1**	Green / Grün / Vert	**B91G** 9'000 mcd	Blue / Blau / Bleu	**D**	24	20
				9	Brass, olive drab** / Messing, olivebraun** / Laiton, olivebrun**			**R1**	Red / Rot / Rouge	**B21G** 2'120 mcd		**E**	28	20
344	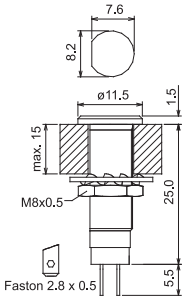							**W3**	White / Weiss / Blanc	**B61G** 1'160 mcd		**CL** constant current driver only for series 344, 348 and only for single colour	9-48	20
										G81N 32'500 mcd	Green / Grün / Vert			
										G71N 5'620 mcd				
										G501 80 mcd		**CL1** constant current driver only for series 344, 348 and only for single colour	5-28	20
										R54U 7'000 mcd	Red / Rot / Rouge			
										R50U 3'000 mcd				
										R521 80 mcd				
348	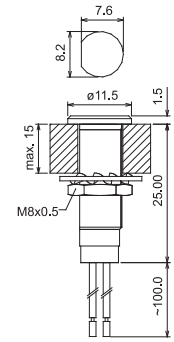 Stranded wire / Litze / Fil multi-brins; Ø 0.14mm² (AWG 26); Standard 100 mm; Other lengths on request / Andere Längen auf Anfrage / Autres longueurs sur demande	**4**	IP64	**1**	Brass, blackened / Messing, geschwärzt / Laiton, noirci	**1**		**A1**	Amber / Orange / Orange	**W55N** 22'000 mcd	White / Weiss / Blanc	**Z** only for series 348*	230	5
		7	IP67	**2**	Brass, nickel plated / Messing, vernickelt / Laiton, nickelé			**B1**	Blue / Blau / Bleu	**W50N** 2'320 mcd				
		8	IP68	**5**	Stainless steel / Edelstahl / Acier inoxydable	**5**	Stainless steel 1.4305 / Edelstahl 1.4305 / Acier inoxydable 1.4305	**C1**	Clear / Klar / Claire	**RGKW** common cathode only series 343, 348	Red-Green / Rot-Grün / Rouge-Vert			
				6	Stainless steel, blackened / Edelstahl, geschwärzt / Acier inoxydable, noirci			**G1**	Green / Grün / Vert	**RGVW** common anode only series 343, 348				
				9	Brass, olive drab** / Messing, olivebraun** / Laiton, olivebrun**			**R1**	Red / Rot / Rouge					
								W3	White / Weiss / Blanc					

Operating Temperature -30° to +85°C / Storage Temperature: -40° to +100°C / 230V Operating Temperature -30° to +65°C

different LED's of the SLOAN range can be built in

RoHS compliant / ** except surface option 9 (none RoHS)

*refer to installation instructions for 230V version in chapter „G“

Specifications are subject to change without notice – Änderungen die dem technischen Fortschritt dienen, sind vorbehalten – Réserve de modifications de toutes les données techniques

34..

Sloan_01_GK_Indicator-Lights_22C

Flat indicator lights with light pipe

Rotation-proof
Option: waterproof IP64 / IP67 / IP68

Flach-Leuchten mit Lichtleiter

Verdrehsicher
Option: wasserdicht IP64 / IP67 / IP68

Voyants lumineux plats avec conduit de lumière

Anti-rotation
Option: étanche IP64 / IP67 / IP68

Series 349

3D Step-file
available on request

3498S1A10100

A

Further specifications and options in section „F-H" / Weitere Spezifikationen und Optionen in Kapitel „F-H" / Autres spécifications et options au chapitre „F-H"

Type / Typ / Type Terminals Anschlüsse Raccords	Body / Körper / Corps Protection Schutzart Protection		Surface Oberfläche Surface		Accessories Zubehör Accessoires		Lens with.. Linse mit.. Lentille avec.. Fresnel		Light pipe Lichtleiter Conduit de lumière		LED holder LED Halter Support LED Code	
349	**4**	IP64	**B**	Brass, blackened Messing, geschwärzt Laiton, noirci	**1**		**A1**	Amber Orange Orange	**010**	10cm	**0**	without ohne sans
	7	IP67	**S**	Brass, nickel plated Messing, vernickelt Laiton, nickelé			**B1**	Blue Blau Bleu	**020**	20cm	**A**	
	8	IP68	**5**	Stainless steel Edelstahl Acier inoxydable	**5**	Stainless steel 1.4305 Edelstahl 1.4305 Acier inoxydable 1.4305	**C1**	Clear Klar Clair	**030**	30cm Other lengths on request Andere Längen auf Anfrage Autres longueurs sur demande	**B**	
			6	Stainless steel, blackened Edelstahl, geschwärzt Acier inoxydable, noirci			**G1**	Green Grün Vert				
			9	Brass, olive drab** Messing, olivebraun** Laiton, olivebrun**			**R1**	Red Rot Rouge				
							W3	White Weiss Blanc				

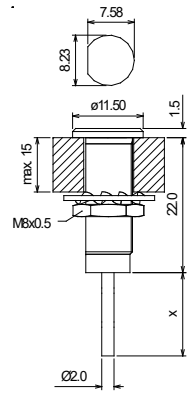

light pipe terminals
Lichtleiter-Anschlüsse
conduit de lumière

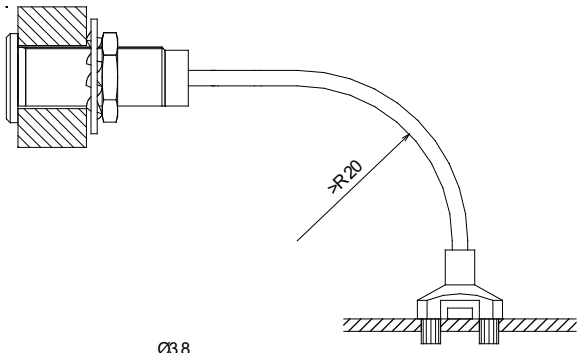

recommended hole diameter in pcb = 2.4mm
for press-in mounting, glue for additonal rigidity

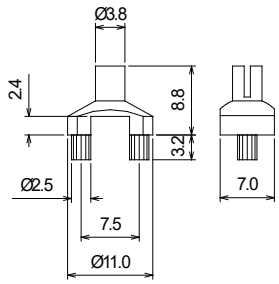

A

to use with PLCC2 LED's
zu verwenden mit PLCC2 LEDs
pour LED PLCC2

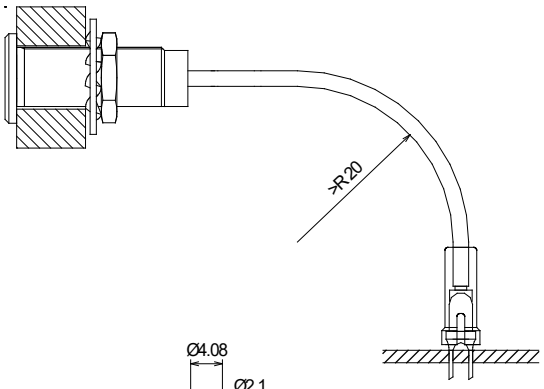

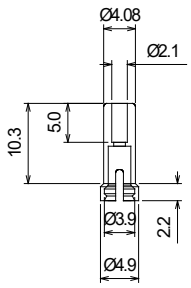

B

to use with 3mm LED's with flange
zu verwenden mit 3mm LEDs mit Flansch
pour LED 3mm avec collet

Operating Temperature -30° to +85°C / Storage Temperature: -40° to +100°C

RoHS compliant / ** except surface option 9 (none RoHS)

Specifications are subject to change without notice – Änderungen die dem technischen Fortschritt dienen, sind vorbehalten – Réserve de modifications de toutes les données techniques

SIBALCO AG • Birmannsgasse 8 • CH-4055 Basel • Tel. +41 (0)61 264 10 10 • Fax +41 (0)61 264 10 15 • info@sibalco.ch • www.sloan.ch

Flat indicator lights
Flush-mounting
Option: Waterproof IP64 / IP67 / IP68

Flach-Leuchten
Oberflächenbündig montierbar
Option: Wasserdicht IP64 / IP67 / IP68

Voyants lumineux plats
Montage plat
Option: Étanche IP64 / IP67 / IP68

Series 183 / 184 / 188



3D Step-file
available on request

1848S1B1B41GB

1888B1A1Y30UB

A

Further specifications and options in section „F-H" / Weitere Spezifikationen und Optionen in Kapitel „F-H" / Autres spécifications et options au chapitre „F-H"

Type / Typ / Type	Terminals / Anschlüsse / Raccords	Body / Körper / Corps: Protection / Schutzart / Protection		Surface / Oberfläche / Surface		Accessories / Zubehör / Accessoires		Lens with.. / Linse mit.. / Lentille avec.. Fresnel		Light source / Lichtquelle / Source lum. LED Ø 3mm		Voltage / Spannung / Tension Code	V	mA
183	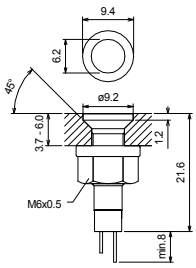 LED terminals LED-Anschlüsse Fils des LED's	**4**	IP64	**B**	Brass, blackened Messing, geschwärzt Laiton, noirci	**1**	P64	**A1**	Amber Orange Orange	**Y33U** 4'200 mcd **Y30U** 1'200 mcd **Y301** 30 mcd	Yellow Gelb Jaune	**0**	without ohne sans	
		7	IP67	**S**	Brass, nickel plated Messing, vernickelt Laiton, nickelé			**B1**	Blue Blau Bleu			**A**	5	20
		8	IP68	**9**	Brass, olive drab** Messing, olivebraun** Laiton, olivebrun**	**1**	IP67 IP68	**C1**	Clear Klar Clair			**B**	12	20
								G1	Green Grün Vert	**B71G** 6'220 mcd **B41G** 1'160 mcd	Blue Blau Bleu	**D**	24	20
								R1	Red Rot Rouge			**E**	28	20
184	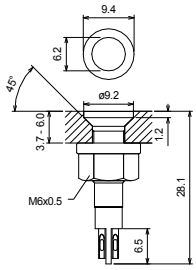 Solder lugs Lötösen Contact à souder							**W3**	White Weiss Blanc					
										G41N 17'600 mcd **G51N** 10'320 mcd **G301** 40 mcd	Green Grün Vert			
										R30U 5'500 mcd **R301** 8 mcd **R33U** 2'500 mcd	Red Rot Rouge			
188	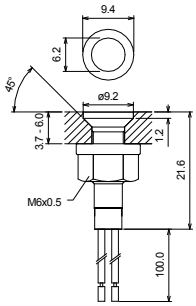 Stranded wire Litze Fil multi-brins Ø 0.14mm² (AWG 26) Standard 100 mm Other lengths on request Andere Längen auf Anfrage Autres longueurs sur demande									**W37N** 13'350 mcd **W36N** 6'900 mcd **W32N** 3'745 mcd	White Weiss Blanc			

Operating Temperature -30° to +85°C / Storage Temperature: -40° to +100°C

different LED's of the SLOAN range can be built in

RoHS compliant / ** except surface option 9 (none RoHS)

Specifications are subject to change without notice – Änderungen die dem technischen Fortschritt dienen, sind vorbehalten – Réserve de modifications de toutes les données techniques

18..

Sloan_01_GK_Indicator-Lights_22C

Flat indicator lights
Flush-mounting
Not Watherproof

Flach-Leuchten
Oberflächenbündig montierbar
Nicht Wasserdicht

Voyants lumineux plats
Montage plat

Series 193 / 194 / 198

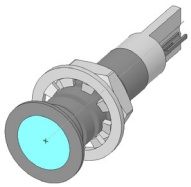

3D Step-file
available on request

194S018G1G51NB

198B118C1R30UB

A

Further specifications and options in section „F-H" / Weitere Spezifikationen und Optionen in Kapitel „F-H" / Autres spécifications et options au chapitre „F-H"

Type / Typ / Type Terminals Anschlüsse Raccords		Body / Körper / Corps Surface Oberfläche Surface		Wires Litzen Fils		Accessories Zubehör Accessoires	Lens with.. Linse mit.. Lentille avec..		Fresnel	Light source Lichtquelle Source lum. LED Ø 3mm		Voltage Spannung Tension Code	V	mA
193	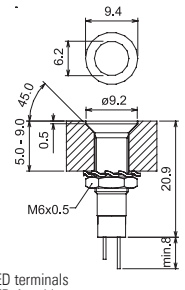 LED terminals LED-Anschlüsse Fils des LED's	**B**	Brass, blackened Messing, geschwärzt Laiton, noirci	**0**	without series 193 + 194 ohne Serie 193 + 194 sans serie 193 + 194	**1**	**8**	**A1**	Amber Orange Orange	**Y33U** 4'200 mcd **Y30U** 1'200 mcd **Y301** 30 mcd	Yellow Gelb Jaune	**0**	without ohne sans	
									B1	Blue Blau Bleu			**A**	5	20
									C1	Clear Klar Clair			**B**	12	20
									G1	Green Grün Vert	**B71G** 6'220 mcd **B41G** 1'160 mcd	Blue Blau Bleu	**D**	24	20
									R1	Red Rot Rouge			**E**	28	20
									W3	White Weiss Blanc					
194	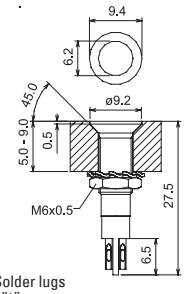 Solder lugs Lötösen Contact à souder									**G41N** 17'600 mcd **G51N** 10'320 mcd **G301** 40 mcd	Green Grün Vert			
										R30U 5'500 mcd **R301** 8 mcd **R33U** 2'500 mcd	Red Rot Rouge			
198	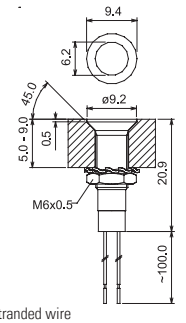 Stranded wire Litze Fil multi-brins Ø 0.14mm² (AWG 26) Standard 100mm Other lengths on request Andere Längen auf Anfrage Autres longueurs sur demande	**B**	Brass, blackened Messing, geschwärzt Laiton, noirci	**1**	standard stranded wire only for series 198 standard Litze nur für Serie 198 Fil multi-brins seulement pour serie 198					**W37N** 13'350 mcd **W36N** 6'900 mcd **W32N** 3'745 mcd	White Weiss Blanc			
		S	Brass, nickel plated Messing, vernickelt Laiton, nickelé											

Operating Temperature -30° to +85°C / Storage Temperature: -40° to +100°C

RoHS compliant

different LED's of the SLOAN range can be built in

Specifications are subject to change without notice – Änderungen die dem technischen Fortschritt dienen, sind vorbehalten – Réserve de modifications de toutes les données techniques

19..			1	8			

Sloan_01_GK_Indicator-Lights_22C

Flat indicator lights
(also as indicator lights with colour cap)
Waterproof IP64 / IP68

Flach-Leuchten
(auch als Signalleuchten mit Farbkappen)
Wasserdicht IP64 / IP68

Voyants lumineux plats
(existe en voyant lumineux avec capuchon)
Étanche IP64 / IP68

3D Step-file
available on request

9748S13BB1B 9748S11RR1B 9788B18WW1B010

A

Further specifications and options in section „F-H" / Weitere Spezifikationen und Optionen in Kapitel „F-H" / Autres spécifications et options au chapitre „F-H"

Type / Typ / Type

Terminals
Anschlüsse
Raccords

974

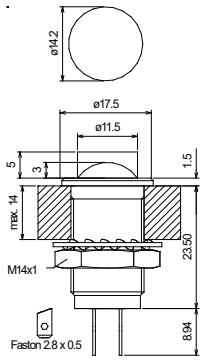

978

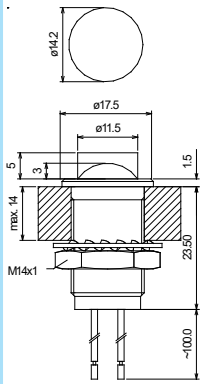

Stranded wire
Litze
Fil multi-brins

Ø 0.14mm² (AWG 26)

Body / Körper / Corps

Protection Schutzart Protection		Surface Oberfläche Surface	
4	IP64	**B**	Brass, blackened Messing, geschwärzt Laiton, noirci
8	IP68	**S**	Brass, nickel plated Messing, vernickelt Laiton, nickelé
		5	Stainless steel Edelstahl Acier inoxydable

Accessories Zubehör Accessoires

1

Lens / Linse / Lentille*

Style Form Forme	
1	flat, transparent with fresnel flach, transparent mit fresnel plat, transparent avec fresnel
3	cylindrical, transparent with fresnel zylindrisch, transparent mit fresnel cylindrique, transparent avec fresnel
5	flat, translucent with fresnel flach, transluzent mit fresnel plat, translucent avec fresnel
7	cylindrical, translucent with fresnel zylindrisch, transluzent mit fresnel cylindrique, translucent avec fresnel
8	domed, translucent without fresnel gewölbt, transluzent ohne Fresnel dôme, translucent sans fresnel

Colour Farbe Couleurs		
A	Amber Orange Orange	
B	Blue Blau Bleu	
C	Clear Klar Clair	
G	Green Grün Vert	
R	Red Rot Rouge	
W	White Weiss Blanc	

*not available combinations:
*nicht erhältliche Kombinationen:
*combinaisons non disponibles:
1W, 2W, 3W, 5C, 7C, 8C

Light source Lichtquelle Source lum.

SMD-xPLCC-xx

Y1 650 mcd	Yellow Gelb Jaune	
B1 310 mcd	Blue Blau Bleu	
G1 850 mcd	Green Grün Vert	
R1 650 mcd	Red Rot Rouge	
W1 1'500 mcd	White Weiss Blanc	
N1 1'200 mcd	White Weiss Blanc	

Voltage Spannung Tension

Code	V	mA
0	without ohne sans	
A	5	20
B	12	20
D	24	20
E	28	20

Wire Litze Fils

010 100mm
020 200mm
050 500mm

only for serie 978
nur für Serie 978
que pour serie 978

Other lengths on request
Andere Längen auf Anfrage
Autres ngueurs sur demande

Operating Temperature -30° to +85°C / Storage Temperature: -40° to +100°C

different LED's of the SLOAN range can be built in

RoHS compliant

Specifications are subject to change without notice – Änderungen die dem technischen Fortschritt dienen, sind vorbehalten – Réserve de modifications de toutes les données techniques

97.. | 1

Sloan_01_GK_Indicator-Lights_22C

Indicator lights with reflector
Rotation-proof
Option: waterproof IP64 / IP67 / IP68

Signalleuchten mit Reflektor
Verdrehsicher
Option: wasserdicht IP64 / IP67 / IP68

Voyants lumineux avec réflecteur
Anti-rotation
Option: étanche IP64 / IP67 / IP68

Series 333 / 334 / 338

3D Step-file
available on request

3348S1G501B 338821010Y501B

B

Further specifications and options in section „F-H“ / Weitere Spezifikationen und Optionen in Kapitel „F-H“ / Autres spécifications et options au chapitre „F-H“

Type / Typ / Type	Terminals / Anschlüsse / Raccords	Body / Körper / Corps: Protection / Schutzart / Protection	Surface / Oberfläche / Surface	Accessories / Zubehör / Accessoires	Light source / Lichtquelle / Source lum. (LED Ø 5mm)	Voltage / Spannung / Tension: Code	V	mA
333	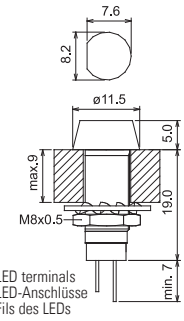 LED terminals / LED-Anschlüsse / Fils des LEDs	**4** IP64	**B** Brass, blackened / Messing, geschwärzt / Laiton, noirci	**1**	**Y54U** 7'000 mcd Yellow / Gelb / Jaune	**0** without / ohne / sans		
		7 IP67	**S** Brass, nickel plated / Messing, vernickelt / Laiton, nickelé		**Y50U** 3'000 mcd	**A**	5	20
		8 IP68	**5** Stainless steel / Edelstahl / Acier inoxydable	**5** Stainless steel 1.4305 / Edelstahl 1.4305 / Acier inoxydable 1.4305	**Y501** 80 mcd	**B**	12	20
			6 Stainless steel, blackened / Edelstahl, geschwärzt / Acier inoxydable, noirci		**B91G** 9'000 mcd Blue / Blau / Bleu	**D**	24	20
			9 Brass, olive drab** / Messing, olivebraun** / Laiton, olivebrun**		**B21G** 2'120 mcd	**E**	28	20
334	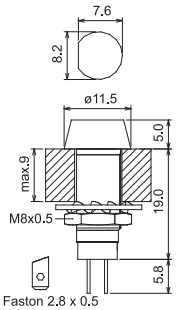 Faston 2.8 x 0.5				**B61G** 1'160 mcd	**CL** constant current driver; only for Series 334, 338 and only for single colour	9-48	20
					G81N 32'500 mcd Green / Grün / Vert			
					G71N 5'620 mcd	**CL1** constant current driver; only for Series 334, 338 and only for single colour	5-28	20
					G501 80 mcd			
					R54U 7'000 mcd Red / Rot / Rouge			
					R50U 3'000 mcd			
					R521 80 mcd	**Z** only for Series 338*	230	5
338	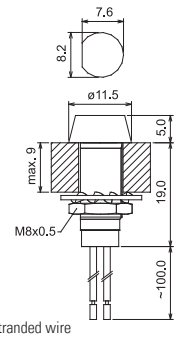 Stranded wire / Litze / Fil multi-brins; Ø 0.14mm² (AWG 26)	**4** IP64	**1** Brass, blackened / Messing, geschwärzt / Laiton, noirci	**1**	**W55N** 22'000 mcd White / Weiss / Blanc			
		7 IP67	**2** Brass, nickel plated / Messing, vernickelt / Laiton, nickelé		**W50N** 2'320 mcd			
		8 IP68	**5** Stainless steel / Edelstahl / Acier inoxydable	**5** Stainless steel 1.4305 / Edelstahl 1.4305 / Acier inoxydable 1.4305	**RGKW** common cathode only series 333, 338 Red-Green / Rot-Grün / Rouge-Vert			
			6 Stainless steel, blackened / Edelstahl, geschwärzt / Acier inoxydable, noirci		**RGVW** common anode only series 333, 338			
			9 Brass, olive darb** / Messing, olivebraun** / Laiton, olivebrun**					

Lenght / Länge / Longueur	
010	Standard 100 mm Other lengths on request Andere Längen auf Anfrage Autres longueurs sur demande

Operating Temperature -30° to +85°C / Storage Temperature: -40° to +100°C / 230V Operating Temperature -30° to +65°C

different LED's of the SLOAN range can be built in

RoHS compliant / ** except surface option 9 (none RoHS)

*refer to installation instructions for 230V version in chapter „G“

Specifications are subject to change without notice – Änderungen die dem technischen Fortschritt dienen, sind vorbehalten – Réserve de modifications de toutes les données techniques

33..

Sloan_01_GK_Indicator-Lights_22C

Indicator lights with reflector
Option: waterproof IP64 / IP67 / IP68

Signalleuchten mit Reflektor
Option: wasserdicht IP64 / IP67 / IP68

Voyants lumineux avec réflecteur
Option: étanche IP64 / IP67 / IP68

Series 134 / 135 / 138

3D Step-file
available on request

1348S10G301B

138811010G301B

B

Further specifications and options in section „F-H“ / Weitere Spezifikationen und Optionen in Kapitel „F-H“ / Autres spécifications et options au chapitre „F-H“

Type / Typ / Type	Terminals / Anschlüsse / Raccords	Body / Körper / Corps: Protection / Schutzart / Protection	Surface / Oberfläche / Surface	Accessories / Zubehör / Accessoires		Light source / Lichtquelle / Source lum. (LED Ø 3mm)		Voltage / Spannung / Tension: Code	V	mA
134	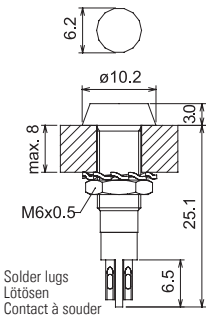 Solder lugs / Lötösen / Contact à souder	**4** IP64	**B** Brass, blackened / Messing, geschwärzt / Laiton, noirci	**1**	**0** -	**Y33U** 4'200 mcd **Y30U** 1'200 mcd **Y301** 30 mcd	Yellow / Gelb / Jaune	**0**	without / ohne / sans	
		7 IP67	**S** Brass, nickel plated / Messing, vernickelt / Laiton, nickelé					**A**	5	20
		8 IP68						**B**	12	20
						B71G 6'220 mcd **B41G** 1'160 mcd	Blue / Blau / Bleu	**D**	24	20
135	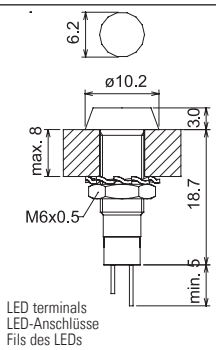 LED terminals / LED-Anschlüsse / Fils des LEDs							**E**	28	20
						G41N 17'600 mcd **G51N** 10'320 mcd **G301** 40 mcd	Green / Grün / Vert			
						R30U 5'500 mcd **R301** 8 mcd **R33U** 2'500 mcd	Red / Rot / Rouge			

Type / Typ / Type	Terminals / Anschlüsse / Raccords	Body / Körper / Corps: Protection / Schutzart / Protection	Surface / Oberfläche / Surface	Accessories / Zubehör / Accessoires		Lenght / Länge / Longueur				
138	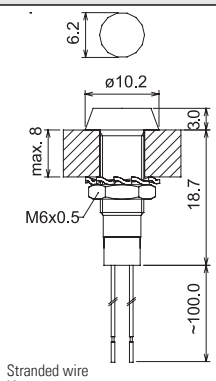 Stranded wire / Litze / Fil multi-brins Ø 0.14mm² (AWG 26)	**4** IP64	**1** Brass, blackened / Messing, geschwärzt / Laiton, noirci	**1**		**010**	Standard 100 mm Other lengths on request / Andere Längen auf Anfrage / Autres longueurs sur demande	**W37N** 13'350 mcd **W36N** 6'900 mcd **W32N** 3'745 mcd	White / Weiss / Blanc	
		7 IP67	**2** Brass, nickel plated / Messing, vernickelt / Laiton, nickelé							
		8 IP68								

Operating Temperature -30° to +85°C / Storage Temperature: -40° to +100°C

different LED's of the SLOAN range can be built in

RoHS compliant / ** except surface option 9 (none RoHS)

Specifications are subject to change without notice – Änderungen die dem technischen Fortschritt dienen, sind vorbehalten – Réserve de modifications de toutes les données techniques

13.. | 1

Sloan_01_GK_Indicator-Lights_22C

SLOAN
PRECISION OPTOELECTRONICS

Indicator lights with reflector
rear mounting, rotation proof
Option: waterproof IP64 / IP67 / IP68

Signalleuchten mit Reflektor
von hinten montierbar, verdrehsicher
Option: wasserdicht IP64 / IP67 / IP68

Voyants lumineux avec réflecteur
montage par l'arrière, anti-rotation
Option: étanche IP64 / IP67 / IP68

Series 133R / 134R / 138R

3D Step-file
available on request

134R8V1NR301B 138R811N010Y301B

B

Further specifications and options in section „F-H" / Weitere Spezifikationen und Optionen in Kapitel „F-H" / Autres spécifications et options au chapitre „F-H"

Type / Typ / Type

Terminals
Anschlüsse
Raccords

133R

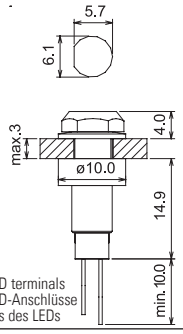

LED terminals
LED-Anschlüsse
Fils des LEDs

134R

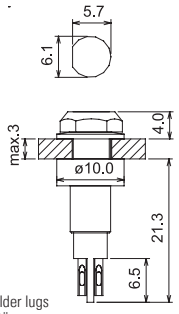

Solder lugs
Lötösen
Contact à souder

Body / Körper / Corps

Protection Schutzart Protection		Surface Oberfläche Surface	
4	IP64	U	Brass, blackened Messing, geschwärzt Laiton, noirci
7	IP67	V	Brass, nickel plated Messing, vernickelt Laiton, nickelé
8	IP68		

Accessories Zubehör Accessoires

1	Lock washer Fächer-scheibe Rondelle de freinage	H	Hexagon nut Sechskant Mutter écrou hexagonal
		N	Ornamental nut Ziermutter Écrou décoratif
2	Ornamental washer Zier-scheibe Rondelle décoratif		

Light source Lichtquelle Source lum.

LED Ø 3mm

Y33U 4'200 mcd	Y30U 1'200 mcd	Y301 30 mcd	Yellow Gelb Jaune
B71G 6'220 mcd	B41G 1'160 mcd	Blue Blau Bleu
G41N 17'600 mcd	G51N 10'320 mcd	G301 40 mcd	Green Grün Vert
R30U 5'500 mcd	R301 8 mcd	R33U 2'500 mcd	Red Rot Rouge
W37N 13'350 mcd	W36N 6'900 mcd	W32N 3'745 mcd	White Weiss Blanc

Voltage Spannung Tension

Code	V	mA
0	without ohne sans	
A	5	20
B	12	20
D	24	20
E	28	20

Type / Typ / Type

Terminals
Anschlüsse
Raccords

138R

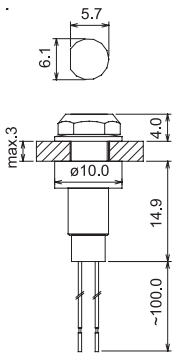

Stranded wire
Litze
Fil multi-brins

Ø 0.14mm² (AWG 26)

Body / Körper / Corps

Protection Schutzart Protection		Surface Oberfläche Surface	
4	IP64	1	Brass, blackened Messing, geschwärzt Laiton, noirci
7	IP67	2	Brass, nickel plated Messing, vernickelt Laiton, nickelé
8	IP68		

Accessories Zubehör Accessoires

1	Lock washer Fächer-scheibe Rondelle de freinage	H	Hexagon nut Sechskant Mutter écrou hexagonal
		N	Ornamental nut Ziermutter Écrou décoratif
2	Ornamental washer Zier-scheibe Rondelle décoratif		

Lenght Länge Longueur

010	Standard 100mm Other lengths on request Andere Längen auf Anfrage Autres longueurs sur demande

Operating Temperature -30° to +85°C / Storage Temperature: -40° to +100°C

different LED's of the SLOAN range can be built in

RoHS compliant / ** except surface option 9 (none RoHS)

Specifications are subject to change without notice – Änderungen die dem technischen Fortschritt dienen, sind vorbehalten – Réserve de modifications de toutes les données techniques

13..R

Sloan_01_GK_Indicator-Lights_22C

Indicator lights with reflector
Rotation-proof
Option: waterproof IP64 / IP67 / IP68

Signalleuchten mit Reflektor
Verdrehsicher
Option: wasserdicht IP64 / IP67 / IP68

Voyants lumineux avec réflecteur
Anti-rotation
Option: étanche IP64 / IP67 / IP68

Series 353 / 354 / 358



3D Step-file
available on request

3548S1R521B

358811010Y501B

B

Further specifications and options in section „F-H“ / Weitere Spezifikationen und Optionen in Kapitel „F-H“ / Autres spécifications et options au chapitre „F-H“

Type / Typ / Type

Terminals
Anschlüsse
Raccords

353

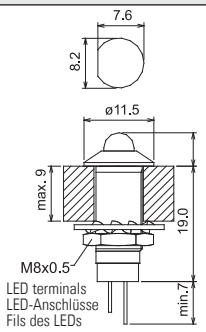

354

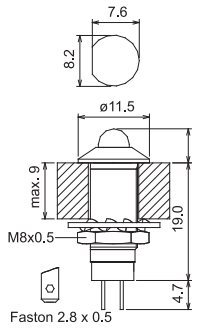

Body / Körper / Corps

Protection Schutzart Protection		Surface Oberfläche Surface	
4	IP64	B	Brass, blackened Messing, geschwärzt Laiton, noirci
7	IP67	S	Brass, nickel plated Messing, vernickelt Laiton, nickelé
8	IP68	5	Stainless steel Edelstahl Acier inoxydable
		6	Stainless steel, blackened Edelstahl, geschwärzt Acier inoxydable, noirci
		9	Brass, olive drab** Messing, olivebraun** Laiton, olivebrun**

Accessories Zubehör Accessoires

1		
5		Stainless steel 1.4305 Edelstahl 1.4305 Acier inoxydable 1.4305

Light source Lichtquelle Source lum.

LED Ø 5mm

Y54U 7'000 mcd **Y50U** 3'000 mcd **Y501** 80 mcd	Yellow Gelb Jaune	
B91G 9'000 mcd **B21G** 2'120 mcd **B61G** 1'160 mcd	Blue Blau Bleu	
G81N 32'500 mcd **G71N** 5'620 mcd **G501** 80 mcd	Green Grün Vert	
R54U 7'000 mcd **R50U** 3'000 mcd **R521** 80 mcd	Red Rot Rouge	
W55N 22'000 mcd **W50N** 2'320 mcd	White Weiss Blanc	
RGKW common cathode only series 353, 358 **RGVW** common anode only series 353, 358	Red-Green Rot-Grün Rouge-Vert	

Voltage Spannung Tension

Code	V	mA
0	without ohne sans	
A	5	20
B	12	20
D	24	20
E	28	20
CL constant current driver only for series 354, 358 and only for single colour	9-48	20
CL1 constant current driver only for series 354, 358 and only for single colour	5-28	20
Z only for series 358*	230	5

Type / Typ / Type

Terminals
Anschlüsse
Raccords

358

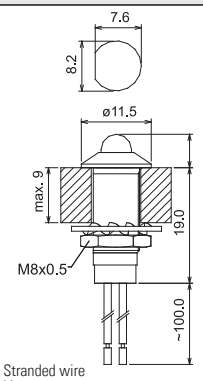

Stranded wire
Litze
Fil multi-brins

Ø 0.14mm² (AWG 26)

Body / Körper / Corps

Protection Schutzart Protection		Surface Oberfläche Surface	
4	IP64	1	Brass, blackened Messing, geschwärzt Laiton, noirci
7	IP67	2	Brass, nickel plated Messing, vernickelt Laiton, nickelé
8	IP68	5	Stainless steel Edelstahl Acier inoxydable
		6	Stainless steel, blackened Edelstahl, geschwärzt Acier inoxydable, noirci
		9	Brass, olive darb** Messing, olivebraun** Laiton, olivebrun**

Accessories Zubehör Accessoires

1		
5		Stainless steel 1.4305 Edelstahl 1.4305 Acier inoxydable 1.4305

Lenght Länge Longueur

010	Standard 100 mm Other lengths on request Andere Längen auf Anfrage Autres longueurs sur demande

Operating Temperature -30° to +85°C / Storage Temperature: -40° to +100°C / 230V Operating Temperature -30° to +65°C

different LED's of the SLOAN range can be built in

RoHS compliant / ** except surface option 9 (none RoHS)

*refer to installation instructions for 230V version in chapter „G“

Specifications are subject to change without notice – Änderungen die dem technischen Fortschritt dienen, sind vorbehalten – Réserve de modifications de toutes les données techniques

35..

Sloan_01_GK_Indicator-Lights_22C

Indicator lights with reflector
Option: waterproof IP64 / IP67 / IP68

Signalleuchten mit Reflektor
Option: wasserdicht IP64 / IP67 / IP68

Voyants lumineux avec réflecteur
Option: étanche IP64 / IP67 / IP68

Series 144 / 145 / 148

3D Step-file
available on request

1448S10G301B

148811010R301B

B

Further specifications and options in section „F-H“ / Weitere Spezifikationen und Optionen in Kapitel „F-H“ / Autres spécifications et options au chapitre „F-H“

Type / Typ / Type Terminals Anschlüsse Raccords	Body / Körper / Corps Protection Schutzart Protection		Surface Oberfläche Surface	Accessories Zubehör Accessoires		Light source Lichtquelle Source lum. LED Ø 3mm		Voltage Spannung Tension Code	V	mA
144 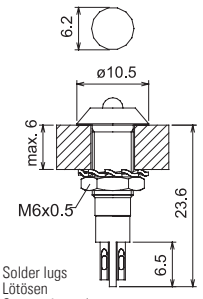 Solder lugs Lötösen Contact à souder	**4**	IP64	**B** Brass, blackened Messing, geschwärzt Laiton, noirci	**1**	**0**	**Y33U** 4'200 mcd **Y30U** 1'200 mcd **Y301** 30 mcd	Yellow Gelb Jaune	**0**	without ohne sans	
	7	IP67	**S** Brass, nickel plated Messing, vernickelt Laiton, nickelé					**A**	5	20
	8	IP68						**B**	12	20
						B71G 6'220 mcd **B41G** 1'160 mcd	Blue Blau Bleu	**D**	24	20
145 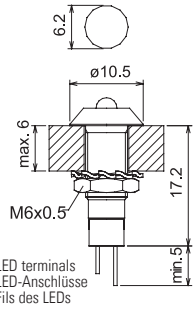 LED terminals LED-Anschlüsse Fils des LEDs								**E**	28	20
						G41N 17'600 mcd **G51N** 10'320 mcd **G301** 40 mcd	Green Grün Vert			
						R30U 5'500 mcd **R301** 8 mcd **R33U** 2'500 mcd	Red Rot Rouge			

Type / Typ / Type Terminals Anschlüsse Raccords	Body / Körper / Corps Protection Schutzart Protection		Surface Oberfläche Surface	Accessories Zubehör Accessoires		Lenght Länge Longueur			
148 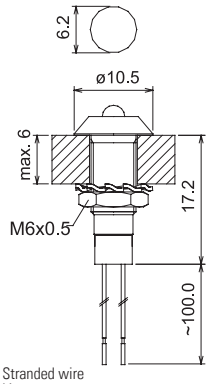 Stranded wire Litze Fil multi-brins Ø 0.14mm² (AWG 26)	**4**	IP64	**1** Brass, blackened Messing, geschwärzt Laiton, noirci	**1**	**010**	Standard 100 mm Other lengths on request Andere Längen auf Anfrage Autres longueurs sur demande	**W37N** 13'350 mcd **W36N** 6'900 mcd **W32N** 3'745 mcd	White Weiss Blanc	
	7	IP67	**2** Brass, nickel plated Messing, vernickelt Laiton, nickelé						
	8	IP68							

Operating Temperature -30° to +85°C / Storage Temperature: -40° to +100°C

different LED's of the SLOAN range can be built in

RoHS compliant / ** except surface option 9 (none RoHS)

Specifications are subject to change without notice – Änderungen die dem technischen Fortschritt dienen, sind vorbehalten – Réserve de modifications de toutes les données techniques

14..			1			

Sloan_01_GK_Indicator-Lights_22C

Indicator lights with reflector
for close assembly

Signalleuchten mit Reflektor
für enge Reihenmontage

Voyants lumineux avec réflecteur
pour montage rapproché

Series 153 / 154 / 158



3D Step-file
available on request

154S21R301B

158111010G301B

B

Further specifications and options in section „F-H“ / Weitere Spezifikationen und Optionen in Kapitel „F-H“ / Autres spécifications et options au chapitre „F-H“

Type / Typ / Type Terminals Anschlüsse Raccords		Body / Körper / Corps Surface Oberfläche Surface		Accessories Zubehör Accessoires				Light source Lichtquelle Source lum. LED Ø 3mm		Voltage Spannung Tension Code	V	mA
153	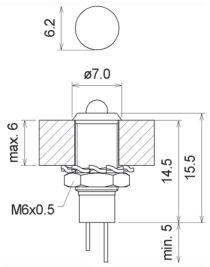 LED terminals LED-Anschlüsse Fils des LEDs	**B**	Brass, blackened Messing, geschwärzt Laiton, noirci	**2**		**1**		**Y33U** 4'200 mcd **Y30U** 1'200 mcd **Y301** 30 mcd	Yellow Gelb Jaune	**0**	without ohne sans	
		S	Brass, nickel plated Messing, vernickelt Laiton, nickelé							**A**	5	20
										B	12	20
								B71G 6'220 mcd **B41G** 1'160 mcd	Blue Blau Bleu	**D**	24	20
154	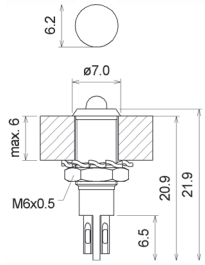 Solder lugs Lötösen Contact à souder									**E**	28	20
								G41N 17'600 mcd **G51N** 10'320 mcd **G301** 40 mcd	Green Grün Vert			
								R30U 5'500 mcd **R301** 8 mcd **R33U** 2'500 mcd	Red Rot Rouge			
Type / Typ / Type Terminals Anschlüsse Raccords		**Body / Körper / Corps** Surface Oberfläche Surface		**Accessories** **Zubehör** **Accessoires**				**Lenght** **Länge** **Longueur**				
158	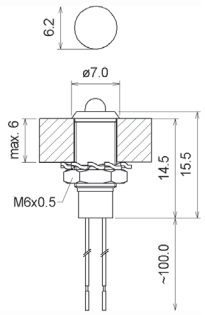 Stranded wire Litze Fil multi-brins Ø 0.14mm² (AWG 26)	**1**	Brass, blackened Messing, geschwärzt Laiton, noirci	**2**		**1**		**010**	Standard 100 mm Other lengths on request Andere Längen auf Anfrage Autres longueurs sur demande	**W37N** 13'350 mcd **W36N** 6'900 mcd **W32N** 3'745 mcd	White Weiss Blanc		
		2	Brass, nickel plated Messing, vernickelt Laiton, nickelé									

Operating Temperature -30° to +85°C / Storage Temperature: -40° to +100°C

different LED's of the SLOAN range can be built in

RoHS compliant / ** except surface option 9 (none RoHS)

Specifications are subject to change without notice – Änderungen die dem technischen Fortschritt dienen, sind vorbehalten – Réserve de modifications de toutes les données techniques

15..			1			

Sloan_01_GK_Indicator-Lights_22C

Indicator lights
Mounting diameter ø14mm
Waterproof IP65

Signalleuchten
Montageloch ø14mm
Wasserdicht IP65

Voyants Lumineux
Trou de montage ø14mm
Étanche IP65

Series 941

3D Step-file
available on request

941YY0B

Further specifications and options in section „F-H“ / Weitere Spezifikationen und Optionen in Kapitel „F-H“ / Autres spécifications et options au chapitre „F-H“

Type / Typ / Type		Body / Körper / Corps		Accessories Zubehör Accessoires	Colour cap Farbkappe Capuchon de couleur		Light source Lichtquelle Source lum.		Voltage Spannung Tension		
Screw terminals Schraubanschlüsse Contact à vis		Surface Oberfläche Surface	Protection Schutzart Protection						Code	V	mA
941	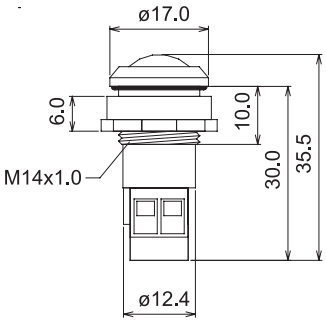 Screw terminals Schraubanschlüsse Contact à vis All versions also available as flashing units. Put a “F” for flashing at the end of the part-no. Alle Versionen auch blinkend erhältlich. Ergänzen Sie ein „F“ am Ende der Artikel-Nr. Version clignotante possible pour tous les modèles. Ajouter la lettre “F” à la fin du numéro d’article.	Material: ABS Black Material: ABS Schwarz Matériel: ABS Noir	IP65	Nut & O-Ring Mutter & O-Ring Ecrou & Joint 	**B**	Blue Blau Bleu	**B0**	1 LED 3’000mcd 470nm Blue Blau Bleu	**B**	12V AC/DC	20
					G	Green Grün Vert	**G0**	1 LED 3’000mcd 565nm Green Grün Vert	**D**	24V AC/DC	20
					R	Red Rot Rouge	**R0**	1 LED 800mcd 660nm Red Rot Rouge	**Z**	230V AC	20
					W	White Weiss Blanc	**W0**	1 LED 1’200mcd 6’500K White Weiss Blanc			
					Y	Yellow Gelb Jaune	**Y0**	1 LED 1’200mcd 585nm Yellow Gelb Jaune			

Operating Temperature -25° to +55°C / Storage Temperature: -20° to +50°C

RoHS compliant

Specifications are subject to change without notice – Änderungen die dem technischen Fortschritt dienen, sind vorbehalten – Réserve de modifications de toutes les données techniques

SIBALCO AG • Birmannsgasse 8 • CH-4055 Basel • Tel. +41 (0)61 264 10 10 • Fax +41 (0)61 264 10 15 • info@sibalco.ch • www.sloan.ch

Indicator lights
Mounting diameter ø16mm
Waterproof IP65

Signalleuchten
Montageloch ø16mm
Wasserdicht IP65

Voyants Lumineux
Trou de montage ø16mm
Étanche IP65

Series 943

3D Step-file
available on request

943GG0B

Further specifications and options in section „F-H“ / Weitere Spezifikationen und Optionen in Kapitel „F-H“ / Autres spécifications et options au chapitre „F-H“

Type / Typ / Type Screw terminals Schraubanschlüsse Contact à vis	Body / Körper / Corps Surface Oberfläche Surface	Protection Schutzart Protection	Accessories Zubehör Accessoires	Colour cap Farbkappe Capuchon de couleur	Light source Lichtquelle Source lum.	Voltage Spannung Tension Code	V	mA
943 - 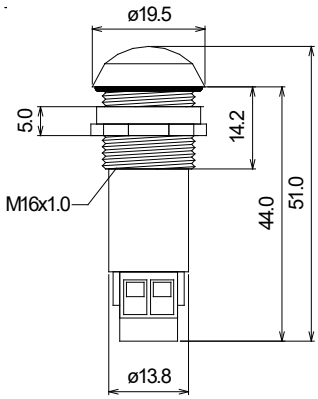 Screw terminals Schraubanschlüsse Contact à vis All versions also available as flashing units. Put a “F” for flashing at the end of the part-no. Alle Versionen auch blinkend erhältlich. Ergänzen Sie ein „F“ am Ende der Artikel-Nr. Version clignotante possible pour tous les modèles. Ajouter la lettre “F” à la fin du numéro d’article.	Material: ABS Black Material: ABS Schwarz Matériel: ABS Noir	IP65	Nut & O-Ring Mutter & O-Ring Ecrou & Joint 	**B** Blue Blau Bleu **G** Green Grün Vert **R** Red Rot Rouge **W** White Weiss Blanc **Y** Yellow Gelb Jaune	**B0** 1 LED 3’000mcd 470nm Blue Blau Bleu **G0** 1 LED 3’000mcd 565nm Green Grün Vert **R0** 1 LED 800mcd 660nm Red Rot Rouge **W0** 1 LED 1’200mcd 6’500K White Weiss Blanc **Y0** 1 LED 1’200mcd 585nm Yellow Gelb Jaune	**B**	12V AC/DC	20
						D	24V AC/DC	20
						Z	230V AC	20

Operating Temperature -25° to +55°C / Storage Temperature: -20° to +50°C

RoHS compliant

Specifications are subject to change without notice – Änderungen die dem technischen Fortschritt dienen, sind vorbehalten – Réserve de modifications de toutes les données techniques

Indicator lights
Mounting diameter ø16mm
Waterproof IP65

Signalleuchten
Montageloch ø16mm
Wasserdicht IP65

Voyants Lumineux
Trou de montage ø16mm
Étanche IP65

Series 948



3D Step-file
available on request

948BB3B

Further specifications and options in section „F-H“ / Weitere Spezifikationen und Optionen in Kapitel „F-H“ / Autres spécifications et options au chapitre „F-H“

Type / Typ / Type Screw terminals Schraubanschlüsse Contact à vis	Body / Körper / Corps Surface Oberfläche Surface	Protection Schutzart Protection	Accessories Zubehör Accessoires	Colour cap Farbkappe Capuchon de couleur	Light source Lichtquelle Source lum.	Voltage Spannung Tension Code	V	mA
948 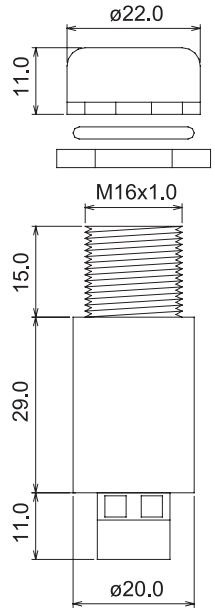	Material: ABS Black Material: ABS Schwarz Matériel: ABS Noir	IP65	Nut & O-Ring Mutter & O-Ring Ecrou & Joint	**B** Blue Blau Bleu	**B3** 2 LEDs 4'800mcd 470nm Blue Blau Bleu	**B**	12V AC/DC	20
				G Green Grün Vert	**G0** 2 LEDs 800mcd 565nm Green Grün Vert	**D**	24V AC/DC	20
					G3 2 LEDs 21'000mcd 525nm Red Rot Rouge	**J**	48V AC/DC	20
				R Red Rot Rouge	**R0** 2 LEDs 3'000mcd 660nm White Weiss Blanc	**X**	115V AC	20
				W White Weiss Blanc	**W3** 2 LEDs 22'000mcd 6'500K Yellow Gelb Jaune	**Z**	230V AC	20
				Y Yellow Gelb Jaune	**Y0** 2 LEDs 250mcd 585nm Yellow Gelb Jaune			
					Y3 2 LEDs 8'700mcd 590nm Yellow Gelb Jaune			

Screw terminals
Schraubanschlüsse
Contact à vis

All versions also available as flashing units.
Put a "F" for flashing at the end of the part-no.

Alle Versionen auch blinkend erhältlich.
Ergänzen Sie ein „F“ am Ende der Artikel-Nr.

Version clignotante possible pour tous les modèles.
Ajouter la lettre "F" à la fin du numéro d'article.

Operating Temperature -25° to +55°C / Storage Temperature: -20° to +50°C

RoHS compliant

Specifications are subject to change without notice – Änderungen die dem technischen Fortschritt dienen, sind vorbehalten – Réserve de modifications de toutes les données techniques

Indicator lights
Mounting diameter ø22mm
Waterproof IP65

Signalleuchten
Montageloch ø22mm
Wasserdicht IP65

Voyants Lumineux
Trou de montage ø22mm
Étanche IP65

Series 951

3D Step-file
available on request

951RR0B

Further specifications and options in section „F-H“ / Weitere Spezifikationen und Optionen in Kapitel „F-H“ / Autres spécifications et options au chapitre „F-H“

Type / Typ / Type Screw terminals Schraubanschlüsse Contact à vis	Body / Körper / Corps Surface Oberfläche Surface	Protection Schutzart Protection	Accessories Zubehör Accessoires	Colour cap Farbkappe Capuchon de couleur	Light source Lichtquelle Source lum.	Voltage Spannung Tension Code	V	mA
951 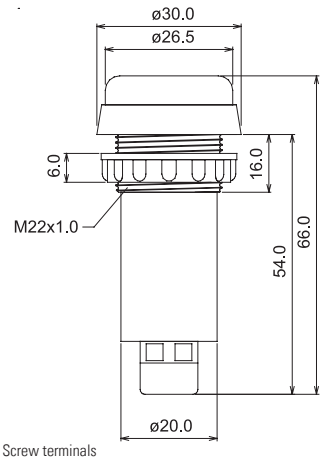	Material: ABS Black Material: ABS Schwarz Matériel: ABS Noir	IP65	Nut & O-Ring Mutter & O-Ring Ecrou & Joint 	**B** Blue / Blau / Bleu **G** Green / Grün / Vert **R** Red / Rot / Rouge **W** White / Weiss / Blanc **Y** Yellow / Gelb / Jaune	**B3** 4 LEDs 4'800mcd 470nm Blue / Blau / Bleu **G0** 4 LEDs 800mcd 565nm Green / Grün / Vert **G3** 4 LEDs 21'000mcd 525nm Red / Rot / Rouge **R0** 4 LEDs 3'000mcd 660nm White / Weiss / Blanc **W3** 4 LEDs 22'000mcd 6'500K Yellow / Gelb / Jaune **Y0** 4 LEDs 250mcd 585nm Yellow / Gelb / Jaune **Y3** 4 LEDs 8'700mcd 590nm Yellow / Gelb / Jaune	**B**	12V AC/DC	20
						D	24V AC/DC	20
						J	48V AC/DC	20
						X	115V AC	20
						Z	230V AC	20

Screw terminals
Schraubanschlüsse
Contact à vis

All versions also available as flashing units.
Put a "F" for flashing at the end of the part-no.

Alle Versionen auch blinkend erhältlich.
Ergänzen Sie ein „F“ am Ende der Artikel-Nr.

Version clignotante possible pour tous les modèles.
Ajouter la lettre "F" à la fin du numéro d'article.

Operating Temperature -25° to +55°C / Storage Temperature: -20° to +50°C

RoHS compliant

Specifications are subject to change without notice – Änderungen die dem technischen Fortschritt dienen, sind vorbehalten – Réserve de modifications de toutes les données techniques

Indicator lights
Mounting diameter ø22mm
Waterproof IP65

Signalleuchten
Montageloch ø22mm
Wasserdicht IP65

Voyants Lumineux
Trou de montage ø22mm
Étanche IP65

Series 955

3D Step-file
available on request

955YY0B

Further specifications and options in section „F-H“ / Weitere Spezifikationen und Optionen in Kapitel „F-H“ / Autres spécifications et options au chapitre „F-H“

Type / Typ / Type Screw terminals Schraubanschlüsse Contact à vis	Body / Körper / Corps Surface Oberfläche Surface	Protection Schutzart Protection	Accessories Zubehör Accessoires	Colour cap Farbkappe Capuchon de couleur	Light source Lichtquelle Source lum.	Voltage Spannung Tension Code	V	mA
955 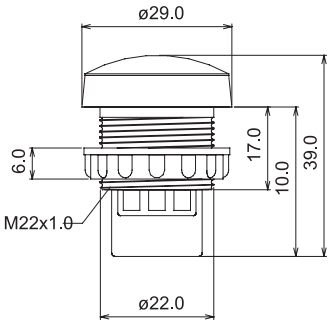	Material: ABS Black Material: ABS Schwarz Matériel: ABS Noir	IP65	Nut & O-Ring Mutter & O-Ring Ecrou & Joint 	**B** Blue Blau Bleu	**B0** 1 LED 3'000mcd 470nm Blue Blau Bleu	**B**	12V AC/DC	20
				G Green Grün Vert	**G0** 1 LED 3'000mcd 565nm Green Grün Vert	**D**	24V AC/DC	20
				R Red Rot Rouge	**R0** 1 LED 800mcd 660nm Red Rot Rouge	**J**	48V AC/DC	20
				W White Weiss Blanc	**W0** 1 LED 1'000mcd 6'500K White Weiss Blanc			
				Y Yellow Gelb Jaune	**Y0** 1 LED 800mcd 585nm Yellow Gelb Jaune			

Screw terminals
Schraubanschlüsse
Contact à vis

All versions also available as flashing units.
Put a "F" for flashing at the end of the part-no.

Alle Versionen auch blinkend erhältlich.
Ergänzen Sie ein „F“ am Ende der Artikel-Nr.

Version clignotante possible pour tous les modèles.
Ajouter la lettre "F" à la fin du numéro d'article.

Operating Temperature -25° to +55°C / Storage Temperature: -20° to +50°C

RoHS compliant

Specifications are subject to change without notice – Änderungen die dem technischen Fortschritt dienen, sind vorbehalten – Réserve de modifications de toutes les données techniques

SIBALCO AG • Birmannsgasse 8 • CH-4055 Basel • Tel. +41 (0)61 264 10 10 • Fax +41 (0)61 264 10 15 • info@sibalco.ch • www.sloan.ch

Indicator lights
Mounting diameter ø22mm
Waterproof IP65

Signalleuchten
Montageloch ø22mm
Wasserdicht IP65

Voyants Lumineux
Trou de montage ø22mm
Étanche IP65

Series 956

3D Step-file
available on request

956BB0B

Further specifications and options in section „F-H“ / Weitere Spezifikationen und Optionen in Kapitel „F-H“ / Autres spécifications et options au chapitre „F-H“

Type / Typ / Type Screw terminals Schraubanschlüsse Contact à vis	Body / Körper / Corps Surface Oberfläche Surface	Protection Schutzart Protection	Accessories Zubehör Accessoires	Colour cap Farbkappe Capuchon de couleur	Light source Lichtquelle Source lum.	Voltage Spannung Tension Code	V	mA
956 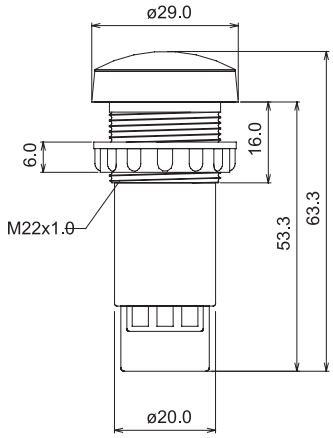	Material: ABS Black Material: ABS Schwarz Matériel: ABS Noir	IP65	Nut & O-Ring Mutter & O-Ring Ecrou & Joint 	**B** Blue Blau Bleu	**B0** 1 LED 3'000mcd 470nm Blue Blau Bleu	**B**	12V AC/DC	20
				G Green Grün Vert	**G0** 1 LED 3'000mcd 565nm Green Grün Vert	**D**	24V AC/DC	20
				R Red Rot Rouge	**R0** 1 LED 800mcd 660nm Red Rot Rouge	**Z**	230V AC	20
				W White Weiss Blanc	**W0** 1 LED 1'000mcd 6'500K White Weiss Blanc			
				Y Yellow Gelb Jaune	**Y0** 1 LED 800mcd 585nm Yellow Gelb Jaune			

Screw terminals
Schraubanschlüsse
Contact à vis

All versions also available as flashing units.
Put a “F“ for flashing at the end of the part-no.

Alle Versionen auch blinkend erhältlich.
Ergänzen Sie ein „F“ am Ende der Artikel-Nr.

Version clignotante possible pour tous les modèles.
Ajouter la lettre “F“ à la fin du numéro d'article.

Operating Temperature -25° to +55°C / Storage Temperature: -20° to +50°C

RoHS compliant

Specifications are subject to change without notice – Änderungen die dem technischen Fortschritt dienen, sind vorbehalten – Réserve de modifications de toutes les données techniques

SIBALCO AG • Birmannsgasse 8 • CH-4055 Basel • Tel. +41 (0)61 264 10 10 • Fax +41 (0)61 264 10 15 • info@sibalco.ch • www.sloan.ch

Indicator lights with colour cap

Rotation-proof
Option: waterproof IP64 / IP67 / IP68

Signalleuchten mit Farbkappen

Verdrehsicher
Option: wasserdicht IP64 / IP67 / IP68

Voyants lumineux avec capuchon

Anti-rotation
Option: étanche IP64 / IP67 / IP68

Series 174 / 177 / 178

3D Step-file
available on request

1781816A1Y50UB

Further specifications and options in section „F-H“ / Weitere Spezifikationen und Optionen in Kapitel „F-H“ / Autres spécifications et options au chapitre „F-H“

Type / Typ / Type Terminals Anschlüsse Raccords	Body / Körper / Corps Surface Oberfläche Surface	Protection Schutzart Protection	Accessories Zubehör Accessoires	Colour caps with.. Farbkappen mit.. Capuchons encreurs avec..	Fresnel	Light source Lichtquelle Source lum. LED Ø 5mm	Voltage Spannung Tension Code	V	mA
174 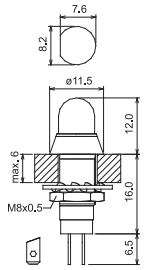 Faston 2.8 x 0.5	**B** Brass, blackened Messing, geschwärzt Laiton, noirci	**4** IP64	**1**	**6** domed gewölbt dôme	**A1** Amber Orange Orange	**Y54U** 7'000 mcd **Y50U** 3'000 mcd **Y501** 80 mcd Yellow Gelb Jaune	**0** without ohne sans		
	S Brass, nickel plated Messing, vernickelt Laiton, nickelé	**7** IP67			**B1** Blue Blau Bleu		**A**	5	20
	5 Stainless steel Edelstahl Acier inoxydable	**8** IP68	**5** Stainless steel 1.4305 Edelstahl 1.4305 Acier inoxydable 1.4305		**C1** Clear Klar Clair		**B**	12	20
	6 Stainless steel, blackened Edelstahl, geschwär Acier inoxydable, noirci				**G1** Green Grün Vert	**B91G** 9'000 mcd **B21G** 2'120 mcd **B61G** 1'160 mcd Blue Blau Bleu	**D**	24	20
	9 Brass, olive drab** Messing, olivebraun** Laiton, olivebrun**				**R1** Red Rot Rouge		**E**	28	20
177 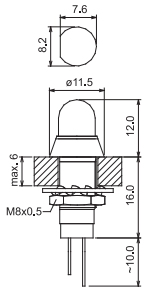 LED terminals LED-Anschlüsse Fils des LEDs					**W3** White Weiss Blanc		**CL** constant current driver only for Series 174, 178 and only for single colour	9-48	20
						G81N 32'500 mcd **G71N** 5'620 mcd **G501** 80 mcd Green Grün Vert	**CL1** constant current driver only for Series 174, 178 and only for single colour	5-28	20
						R54U 7'000 mcd **R50U** 3'000 mcd **R521** 80 mcd Red Rot Rouge			
Type / Typ / Type Terminals Anschlüsse Raccords	**Body / Körper / Corps** Surface Oberfläche Surface	Protection Schutzart Protection	**Accessories** **Zubehör** **Accessoires**	**Colour caps with..** **Farbkappen mit..** **Capuchons encreurs avec..**	**Fresnel**				
178 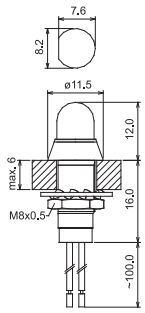 Stranded wire Litze Fil multi-brins Ø 0.14mm² (AWG 26)	**1** Brass, blackened Messing, geschwärzt Laiton, noirci	**4** IP64	**1**	**6** domed gewölbt dôme	**A1** Amber Orange Orange	**W55N** 22'000 mcd **W50N** 2'320 mcd White Weiss Blanc	**Z** only for Series 178*	230	5
	2 Brass, nickel plated Messing, vernickelt Laiton, nickelé	**7** IP67			**B1** Blue Blau Bleu				
	5 Stainless steel Edelstahl Acier inoxydable	**8** IP68	**5** Stainless steel 1.4305 Edelstahl 1.4305 Acier inoxydable 1.4305		**C1** Clear Klar Clair	**RGKW** common cathode only series 177, 178 **RGVW** common anode only series 177, 178 Red-Green Rot-Grün Rouge-Vert			
	6 Stainless steel, blackened Edelstahl, geschwär Acier inoxydable, noirci				**G1** Green Grün Vert				
	9 Brass, olive darb** Messing, olivebraun** Laiton, olivebrun**				**R1** Red Rot Rouge				
					W3 White Weiss Blanc				

Operating Temperature -30° to +85°C / Storage Temperature: -40° to +100°C / 230V Operating Temperature -30° to +65°C

different LED's of the SLOAN range can be built in

RoHS compliant / ** except surface option 9 (none RoHS)

*refer to installation instructions for 230V version in chapter „G“

Specifications are subject to change without notice – Änderungen die dem technischen Fortschritt dienen, sind vorbehalten – Réserve de modifications de toutes les données techniques

17..

Sloan_01_GK_Indicator-Lights_22C

D

SLOAN
PRECISION OPTOELECTRONICS

Indicator lights with colour cap
Rotation-proof
Option: waterproof IP64 / IP67 / IP68

Signalleuchten mit Farbkappen
Verdrehsicher
Option: wasserdicht IP64 / IP67 / IP68

Voyants lumineux avec capuchon
Anti-rotation
Option: étanche IP64 / IP67 / IP68

Series 117 / 119

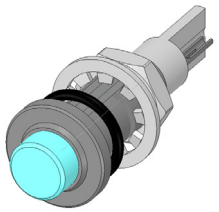

3D Step-file
available on request

1174S11R1R30UB

119411G1G51NB

Further specifications and options in section „F-H“ / Weitere Spezifikationen und Optionen in Kapitel „F-H“ / Autres spécifications et options au chapitre „F-H“

Type / Typ / Type	Terminals / Anschlüsse / Raccords	Body / Körper / Corps: Protection / Schutzart / Protection	Surface / Oberfläche / Surface	Accessories / Zubehör / Accessoires	Colour caps with.. / Farbkappen mit.. / Capuchons encreurs avec..	Fresnel	Light source / Lichtquelle / Source lum. (LED Ø 3mm)	Voltage / Spannung / Tension: Code	V	mA
117	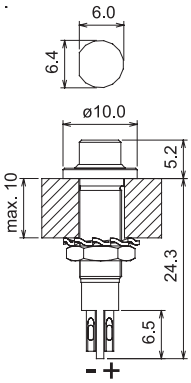 Solder lugs / Lötösen / Contact à souders	**4** IP64	**B** Brass, blackened / Messing, geschwärzt / Laiton, noirci	**1**	**1** cylindrical / zylindrisch / cylindriqu	**A1** Amber / Orange / Orange	**Y33U** 4'200 mcd **Y30U** 1'200 mcd **Y301** 30 mcd	Yellow / Gelb / Jaune	**0**	without / ohne / sans	
		7 IP67	**S** Brass, nickel plated / Messing, vernickelt / Laiton, nickelé			**B1** Blue / Blau / Bleu			**A**	5	20
		8 IP68	**9** Brass, olive drab** / Messing, olivebraun** / Laiton, olivebrun**		**6** domed / gewölbt / dôme	**C1** Clear / Klar / Clair			**B**	12	20
						G1 Green / Grün / Vert	**B71G** 6'220 mcd **B41G** 1'160 mcd	Blue / Blau / Bleu	**D**	24	20
						R1 Red / Rot / Rouge			**E**	28	20
						W3 White / Weiss / Blanc					
							G41N 17'600 mcd **G51N** 10'320 mcd **G301** 40 mcd	Green / Grün / Vert			
							R30U 5'500 mcd **R301** 8 mcd **R33U** 2'500 mcd	Red / Rot / Rouge			
							W37N 13'350 mcd **W36N** 6'900 mcd **W32N** 3'745 mcd	White / Weiss / Blanc			
119	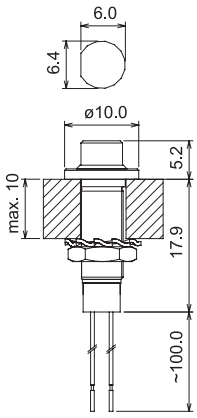 Stranded wire / Litze / Fil multi-brins Ø 0.14mm² (AWG 26) Standard 100 mm Other lengths on request / Andere Längen auf Anfrage / Autres longueurs sur demande	**4** IP64	**1** Brass, blackened / Messing, geschwärzt / Laiton, noircie								
		7 IP67	**2** Brass, nickel plated / Messing, vernickelt / Laiton, nickelée								
		8 IP68	**9** Brass, olive darb** / Messing, olivebraun** / Laiton, olivebrun**								

Operating Temperature -30° to +85°C / Storage Temperature: -40° to +100°C

different LED's of the SLOAN range can be built in

RoHS compliant / ** except surface option 9 (none RoHS)

Specifications are subject to change without notice – Änderungen die dem technischen Fortschritt dienen, sind vorbehalten – Réserve de modifications de toutes les données techniques

11.. | 1

D

Sloan_01_GK_Indicator-Lights_22C

Indicator lights with colour cap
Waterproof IP67

Signalleuchten mit Farbkappen
Wasserdicht IP67

Voyants lumineux avec capuchon
Étanche IP67

Series: 962

3D Step-file
available on request

962BBFR

962BSKG

Further specifications and options in section „F-H“ / Weitere Spezifikationen und Optionen in Kapitel „F-H“ / Autres spécifications et options au chapitre „F-H“

Type Typ Type		Voltage Spannung Tension	Body Körper Corps	Terminals Anschlüsse Raccords	Colour Farbe Couleurs
962	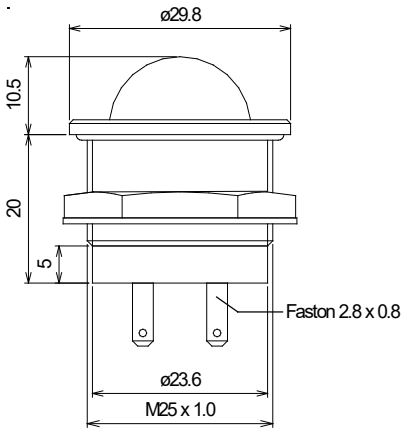	**B** 12V DC	**S** silver anodized aluminium casing silber eloxiertes Aluminiumgehäuse argent anodisé boîtier en alu	**F** Faston 2,8 x 0,8 mm	**Y** Yellow Gelb Jaune
		D 24V DC	**B** black anodized aluminium casing schwarz eloxiertes Aluminiumgehäuse noir anodisé boîtier en alu	**K** cable 1,2 m long Kabel 1,2 m lang cable 1,2 m long	**B** Blue Blau Bleu
					G Green Grün Vert
					R Red Rot Rouge
					W White Weiss Blanc
	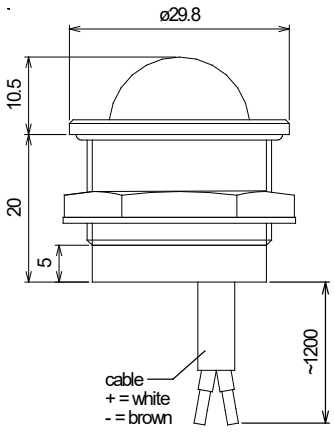				

Terminal F

Terminal K

Operating Temperature -30° to +85°C / Storage Temperature: -40° to +100°C

RoHS compliant

Specifications are subject to change without notice – Änderungen die dem technischen Fortschritt dienen, sind vorbehalten – Réserve de modifications de toutes les données techniques

962

Sloan_01_GK_Indicator-Lights_22C

D

Indicator lights with colour cap
(also as flat indicator light)
Waterproof IP64 / IP68

Signalleuchte mit Farbkappen
(auch als Flach-Leuchte)
Wasserdicht IP64 / IP68

Voyants lumineux avec capuchon
(existe en voyant lumineux plats)
Étanche IP64 / IP68

Series 974 / 978

3D Step-file
available on request

9748S13BB1B 9748S11RR1B 9788B18WW1B010

Further specifications and options in section „F-H" / Weitere Spezifikationen und Optionen in Kapitel „F-H" / Autres spécifications et options au chapitre „F-H"

Type / Typ / Type
Terminals
Anschlüsse
Raccords

974

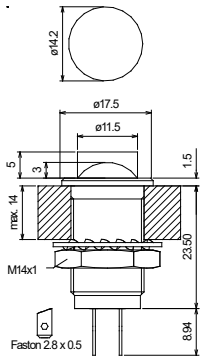

978

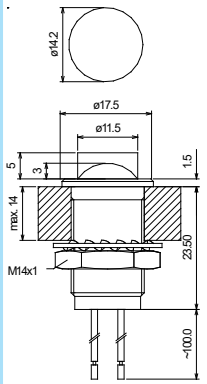

Stranded wire
Litze
Fil multi-brins

Ø 0.14mm² (AWG 26)

Body / Körper / Corps

Protection Schutzart Protection		Surface Oberfläche Surface	
4	IP64	**B**	Brass, blackened Messing, geschwärzt Laiton, noirci
8	IP68	**S**	Brass, nickel plated Messing, vernickelt Laiton, nickelé
		5	Stainless steel Edelstahl Acier inoxydable

Accessories Zubehör Accessoires

1

Lens / Linse / Lentille*

Style Form Forme	
1	flat, transparent with fresnel flach, transparent mit fresnel plat, transparent avec fresnel
3	cylindrical, transparent with fresnel zylindrisch, transparent mit fresnel cylindrique, transparent avec fresnel
5	flat, translucent with fresnel flach, transluzent mit fresnel plat, translucent avec fresnel
7	cylindrical, translucent with fresnel zylindrisch, transluzent mit fresnel cylindrique, translucent avec fresnel
8	domed, translucent without fresnel gewölbt, transluzent ohne Fresnel dôme, translucent sans fresnel

Colour Farbe Couleurs		
A	Amber Orange Orange	
B	Blue Blau Bleu	
C	Clear Klar Clair	
G	Green Grün Vert	
R	Red Rot Rouge	
W	White Weiss Blanc	

*not available combinations:
*nicht erhältliche Kombinationen:
*combinaisons non disponibles:
1W, 2W, 3W, 5C, 7C, 8C

Light source Lichtquelle Source lum.

SMD-xPLCC-xx		
Y1 650 mcd	Yellow Gelb Jaune	
B1 310 mcd	Blue Blau Bleu	
G1 850 mcd	Green Grün Vert	
R1 650 mcd	Red Rot Rouge	
W1 1'500 mcd	White Weiss Blanc	
N1 1'200 mcd	White Weiss Blanc	

Voltage Spannung Tension

Code	V	mA
0	without ohne sans	
A	5	20
B	12	20
D	24	20
E	28	20

Wire Litze Fils

010 100mm
020 200mm
050 500mm

only for serie 978
nur für Serie 978
que pour serie 978

Other lengths on request
Andere Längen auf Anfrage
Autres ngueurs sur demande

Operating Temperature -30° to +85°C / Storage Temperature: -40° to +100°C

different LED's of the SLOAN range can be built in

RoHS compliant

Specifications are subject to change without notice – Änderungen die dem technischen Fortschritt dienen, sind vorbehalten – Réserve de modifications de toutes les données techniques

97.. | 1

Sloan_01_GK_Indicator-Lights_22C

D

Indicator lights with colour cap

Front-exchangable lightsource
(Filament lamp or LED with midget flange base)

Signalleuchten mit Farbkappen

Lichtquelle von vorne auswechselbar
(Glühlampe oder Leuchtdiode mit Midget-Flange Sockel)

Voyants lumineux avec capuchon

Source lumineuse remplacement frontal
(Lampe à filament ou diode lumineuse avec culot midget flange)

Series 876 / 877

3D Step-file
available on request

Further specifications and options in section „F-H" / Weitere Spezifikationen und Optionen in Kapitel „F-H" / Autres spécifications et options au chapitre „F-H"

Type / Typ / Type

Terminals
Anschlüsse
Raccords

87..

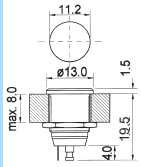

Body / Körper / Corps

Protection
Schutzart
Protection

6	Not waterproof Nicht wasserdicht Non étanche
7	Waterproof Wasserdicht Etanche **IP64**

Surface
Oberfläche
Surface

0	Standard execution Standard Ausführung Exécution standarde

0	without body, only cap ohne Körper, nur Käppchen sans corps, seulement la calotte
B	Brass blackened Messing geschwärzt Laiton noirci
S	Brass nickel plated Messing vernickelt Laiton nickelé

Accessories
Zubehör
Accessoires

0	
1	

Colour caps with..
Farbkappen mit..
Capuchons de couleur avec..

Fresnel

Style Stil Style	
0	without cap, only body ohne Käppchen, nur Körper sans calotte, seulement le corps
G	
H	
J	
K	

Further specifications on next page
Weitere Spezifikationen auf der nächsten Seite
Spécifications supplémentaire sur la page suivante

Colour Farbe Couleurs	
0	without cap, only body ohne Käppchen, nur Körper sans calotte, seulement le corps
A1	Amber Orange Orange
B1	Blue Blau Bleu
C1	Clear Klar Clair
G1	Green Grün Vert
R1	Red Rot Rouge
W3	White Weiss Blanc

Light source
Lichtquelle
Source lum.

LED Ø 5mm Midget-Flange

0	without ohne sans
Y54U 7'000 mcd **Y50U** 3'000 mcd **Y501** 80 mcd	Yellow Gelb Jaune
B91G 9'000 mcd **B21G** 2'120 mcd **B61G** 1'160 mcd	Blue Blau Bleu
G81N 32'500 mcd **G71N** 5'620 mcd **G501** 80 mcd	Green Grün Vert
R54U 7'000 mcd **R50U** 3'000 mcd **R521** 80 mcd	Red Rot Rouge
W55N 22'000 mcd **W50N** 2'320 mcd	White Weiss Blanc

Voltage
Spannung
Tension

Code	V	mA
0	without ohne sans	
A	5	20
B	12	20
M	24	16
N	28	14

Standard:

(+) plus =

Cerntercontact
Mittelkontakt
Contact central

for/für/pour (-) =

Cerntercontact
add „02" at the end of the part-no.

Mittelkontakt
„02" am Ende der Artikelnr. anfügen

Contact central
ajouter „02" a la fin du no. d'article

Operating Temperature -30° to +80°C / Storage Temperature: -40° to +100°C

different LED's of the SLOAN range can be built in

RoHS compliant

Specifications are subject to change without notice – Änderungen die dem technischen Fortschritt dienen, sind vorbehalten – Réserve de modifications de toutes les données techniques

87..

Sloan_01_GK_Indicator-Lights_22C

E

Indicator lights with colour cap

Front-exchangable lightsource
(Filament lamp or LED with midget flange base)

Signalleuchten mit Farbkappen

Lichtquelle von vorne auswechselbar
(Glühlampe oder Leuchtdiode mit Midget-Flange Sockel)

Voyants lumineux avec capuchon

Source lumineuse remplacement frontal
(Lampe à filament ou diode lumineuse avec culot midget flange)

Series 886 / 887

3D Step-file
available on request

Further specifications and options in section „F-H“ / Weitere Spezifikationen und Optionen in Kapitel „F-H“ / Autres spécifications et options au chapitre „F-H“

Type / Typ / Type	Body / Körper / Corps				Accessories Zubehör Accessoires	Colour caps with.. Farbkappen mit.. Capuchons de couleur avec.. Fresnel			Light source Lichtquelle Source lum.		Voltage Spannung Tension		
Terminals Anschlüsse Raccords	Protection Schutzart Protection		Surface Oberfläche Surface			Style Stil Style		Colour Farbe Couleurs	LED Ø 5mm Midget-Flange		Code	V	mA
88.. 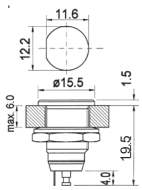 Body rotationsproof Körper mit Verdrehschutz Corps antirotation	**6** Not waterproof Nicht wasserdicht Non étanche		**0** Standard execution Standard Ausführung Exécution standarde	**0** without body, only cap ohne Körper, nur Käppchen sans corps, seulement la calotte	**0**	**0** without cap, only body ohne Käppchen, nur Körper sans calotte, seulement le corps		**0** without cap, only body ohne Käppchen, nur Körper sans calotte, seulement le corps	**0**	without ohne sans	**0**	without ohne sans	
	7 Waterproof Wasserdicht Etanche **IP64**				**2**				**Y54U** 7'000 mcd **Y50U** 3'000 mcd **Y501** 80 mcd	Yellow Gelb Jaune	**A**	5	20
											B	12	20
				B Brass blackened Messing geschwärzt Laiton noirci		**G**	**A1**	Amber Orange Orange			**M**	24	16
							B1	Blue Blau Bleu	**B91G** 9'000 mcd **B21G** 2'120 mcd **B61G** 1'160 mcd	Blue Blau Bleu	**N**	28	14
				S Brass nickel plated Messing vernickelt Laiton nickelé		**H**	**C1**	Clear Klar Clair			Standard: (+) plus = Cerntercontact Mittelkontakt Contact central		
							G1	Green Grün Vert			for/für/pour (-) = Cerntercontact add „02“ at the end of the part-no. Mittelkontakt „02“ am Ende der Artikelnr. anfügen Contact central ajouter „02“ a la fin du no. d'article		
						J	**R1**	Red Rot Rouge	**G81N** 32'500 mcd **G71N** 5'620 mcd **G501** 80 mcd	Green Grün Vert			
							W3	White Weiss Blanc					
						K Further specifications on next page Weitere Spezifikationen auf der nächsten Seite Spécifications supplémentaire sur la page suivante			**R54U** 7'000 mcd **R50U** 3'000 mcd **R521** 80 mcd	Red Rot Rouge			
									W55N 22'000 mcd **W50N** 2'320 mcd	White Weiss Blanc			

Operating Temperature -30° to +80°C / Storage Temperature: -40° to +100°C

different LED's of the SLOAN range can be built in

RoHS compliant

Specifications are subject to change without notice – Änderungen die dem technischen Fortschritt dienen, sind vorbehalten – Réserve de modifications de toutes les données techniques

88..

Sloan_01_GK_Indicator-Lights_22C

Caps for Series 855
Front-exchangable lightsource

Farbkappen für Serie 855
Lichtquelle von vorne auswechselbar

Capuchons pour Série 855
Source lumineuse remplacement frontal



3D Step-file
available on request

Type Type Type	Colour caps Farbkappen Capuchons encreurs			
876 877 886 887	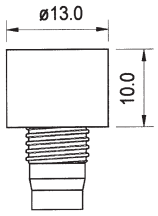 Black anodized aluminium shroud Schwarz eloxierte Aluminium-Hülse Douille en alumin. anodisée noir	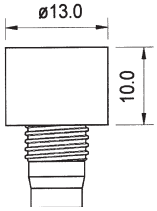 Colourless anodized aluminium shroud Farblos eloxierte Aluminium-Hülse Douille en alumin. anodisée incolore	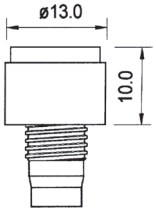 Black anodized aluminium shroud Schwarz eloxierte Aluminium-Hülse Douille en alumin. anodisée noir	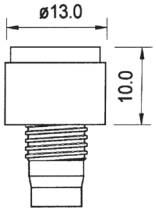 Colourless anodized aluminium shroud Farblos eloxierte Aluminium-Hülse Douille en alumin. anodisée incolore
	 8x6000GG1 8x7000GG1 (with O-ring)	 8x6000HW3 8x7000HW3 (with O-ring)	 8x6000JR1 8x7000JR1 (with O-ring)	 8x6000KA1 8x7000KA1 (with O-ring)
Style Form Forme	G	H	J	K

E

Operating Temperature -30° to +85°C / Storage Temperature: -40° to +100°C

RoHS compliant

Specifications are subject to change without notice – Änderungen die dem technischen Fortschritt dienen, sind vorbehalten – Réserve de modifications de toutes les données techniques

Sloan_01_GK_Indicator-Lights_22C

Based LEDs
Midget Flange T1 3/4

Gesockelte LEDs
Midget Flange T1 3/4

LED soclée
Midget Flange T1 3/4



3D Step-file
available on request

Further specifications and options in section „F-H“ / Weitere Spezifikationen und Optionen in Kapitel „F-H“ / Autres spécifications et options au chapitre „F-H“

Type / Typ / Type Terminals Anschlüsse Raccords	Light source Lichtquelle Source lum. LED Ø 5mm Midget-Flange		Voltage Spannung Tension Code	V	mA	Polarity Polarität Polarité	
MF 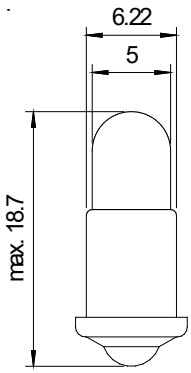	**Y54U** 7'000 mcd **Y50U** 3'000 mcd **Y501** 80 mcd	Yellow Gelb Jaune	**0**	without ohne sans		**01**	Plus (+) = Centercontact Mittelkontakt Contact central
			A	5	20		
			B	12	20	**02**	Minus (-) = Centercontact Mittelkontakt Contact central
	B91G 9'000 mcd **B21G** 2'120 mcd **B61G** 1'160 mcd	Blue Blau Bleu	**M**	24	16		
			N	28	14		
	G81N 32'500 mcd **G71N** 5'620 mcd **G501** 80 mcd	Green Grün Vert					
	R54U 7'000 mcd **R50U** 3'000 mcd **R521** 80 mcd	Red Rot Rouge					
	W55N 22'000 mcd **W50N** 2'320 mcd	White Weiss Blanc					

Operating Temperature -30° to +85°C / Storage Temperature: -40° to +100°C

RoHS compliant

Specifications are subject to change without notice – Änderungen die dem technischen Fortschritt dienen, sind vorbehalten – Réserve de modifications de toutes les données techniques

MF

SLOAN
PRECISION OPTOELECTRONICS

ATTENTION
OBSERVE PRECAUTIONS FOR HANDLING
ELECTROSTATIC SENSITIVE DEVICES

Specifications 3mm LEDs
Spezifikationen 3mm LEDs
Spécifications 3mm LEDs

Yellow LEDs	Electro-Optical-Characteristics Ta=25°C, IF=20mA									
	Part-no.	Old part-no.	Peak Wavelenght (nm)	Luminous Intensity (mcd) min.	typ.	max.	Viewing angle 2Θ1/2	Forward Voltage VF (V) typ.	max.	Lens colour
	SLO-233Y-00011	Y33U	592	2'100	4'200	-	14°	2.25	2.60	waterclear
	SLO-233Y-00003	Y30U	592	600	1'200	-	40°	2.00	2.40	waterclear
	SLO-233Y-00005	Y301	585	-	30	-	35°	2.10	2.60	diffused

Amber LEDs	Electro-Optical-Characteristics Ta=25°C, IF=20mA									
	Part-no.	Old part-no.	Peak Wavelenght (nm)	Luminous Intensity (mcd) min.	typ.	max.	Viewing angle 2Θ1/2	Forward Voltage VF (V) typ.	max.	Lens colour
	SLO-233A-00003	A301	635	-	40	-	40°	2.00	2.60	diffused

Blue LEDs	Electro-Optical-Characteristics Ta=25°C, IF=20mA									
	Part-no.	Old part-no.	Peak Wavelenght (nm)	Luminous Intensity (mcd) min.	typ.	max.	Viewing angle 2Θ1/2	Forward Voltage VF (V) typ.	max.	Lens colour
	SLO-233B-00004	B71G	470	4'400	6'220	8'750	15°	3.20	3.50	waterclear
	SLO-233B-00003	B41G	462	1'380	2'500	2'760	30°	3.20	3.50	waterclear

Green LEDs	Electro-Optical-Characteristics Ta=25°C, IF=20mA									
	Part-no.	Old part-no.	Peak Wavelenght (nm)	Luminous Intensity (mcd) min.	typ.	max.	Viewing angle 2Θ1/2	Forward Voltage VF (V) typ.	max.	Lens colour
	SLO-233G-00014	B41N	522	17'600	26'000	34'800	15°	3.20	3.60	waterclear
	SLO-233G-00015	B51N	522	7'400	10'800	14'800	30°	3.20	3.50	waterclear
	SLO-233G-00006	B301	568	22	-	55	50°	2.20	2.60	diffused

Red LEDs	Electro-Optical-Characteristics Ta=25°C, IF=20mA									
	Part-no.	Old part-no.	Peak Wavelenght (nm)	Luminous Intensity (mcd) min.	typ.	max.	Viewing angle 2Θ1/2	Forward Voltage VF (V) typ.	max.	Lens colour
	SLO-233R-00004	R30U	635	2'800	5'500	-	40°	2.25	2.60	waterclear
	SLO-233R-00005	R301	700	-	8	-	35°	2.20	2.60	diffused
	SLO-233R-00015	R33U								

White LEDs	Electro-Optical-Characteristics Ta=25°C, IF=20mA									
	Part-no.	Old part-no.	Peak Wavelenght (nm)	Luminous Intensity (mcd) min.	typ.	max.	Viewing angle 2Θ1/2	Forward Voltage VF (V) typ.	max.	Lens colour
	SLO-233W-00004	W37N	5'500 - 9'000	9'480	12'900	18'960	20°	3.20	3.50	waterclear
	SLO-233W-00002	W36N	5'500 - 9'000	4'610	6'200	9'220	50°	3.20	3.50	waterclear
	SLO-233W-00001	W32N	5'500 - 9'000	2'520	3'400	5'040	60°	3.20	3.50	diffused

F

Specifications are subject to change without notice – Änderungen die dem technischen Fortschritt dienen, sind vorbehalten – Réserve de modifications de toutes les données techniques

SIBALCO AG • Birmannsgasse 8 • CH-4055 Basel • Tel. +41 (0)61 264 10 10 • Fax +41 (0)61 264 10 15 • info@sibalco.ch • www.sloan.ch

SLOAN
PRECISION OPTOELECTRONICS

ATTENTION
OBSERVE PRECAUTIONS FOR HANDLING
ELECTROSTATIC SENSITIVE DEVICES

Specifications 5mm LEDs
Spezifikationen 5mm LEDs
Spécifications 5mm LEDs

Yellow LEDs

Electro-Optical-Characteristics Ta=25°C, IF=20mA									
Part-no.	Old part-no.	Peak Wavelenght (nm)	Luminous Intensity (mcd) min.	typ.	max.	Viewing angle 2Θ1/2	Forward Voltage VF (V) typ.	max.	Lens colour
SLO-234Y-00012	Y54U	593	12'000	-	27'300	15°	2.10	2.40	waterclear
SLO-234Y-00005	Y50U	591	3'000	5'500	-	40°	2.10	2.50	waterclear
SLO-234Y-00007	Y501	591	200	500	-	40°	1.90	2.40	diffused

Blue LEDs

Electro-Optical-Characteristics Ta=25°C, IF=20mA									
Part-no.	Old part-no.	Peak Wavelenght (nm)	Luminous Intensity (mcd) min.	typ.	max.	Viewing angle 2Θ1/2	Forward Voltage VF (V) typ.	max.	Lens colour
SLO-234B-00010	B91G	465	4'880	9'300	13'950	15°	3.20	3.50	waterclear
SLO-234B-00005	B21G	475	3'010	4'700	6'020	30°	3.20	3.50	waterclear
SLO-234B-00008	B61G	465	1'150	-	2'500	45°	3.20	3.60	waterclear

Green LEDs

Electro-Optical-Characteristics Ta=25°C, IF=20mA									
Part-no.	Old part-no.	Peak Wavelenght (nm)	Luminous Intensity (mcd) min.	typ.	max.	Viewing angle 2Θ1/2	Forward Voltage VF (V) typ.	max.	Lens colour
SLO-234G-00024	G81N	525	21'650	37'700	43'300	15°	3.20	3.50	waterclear
SLO-234G-00021	G71N	523	3'320	6'500	9'200	45°	3.20	3.50	waterclear
SLO-234G-00009	G501	574	80	250	-	44°	2.40	2.80	diffused

Red LEDs

Electro-Optical-Characteristics Ta=25°C, IF=20mA									
Part-no.	Old part-no.	Peak Wavelenght (nm)	Luminous Intensity (mcd) min.	typ.	max.	Viewing angle 2Θ1/2	Forward Voltage VF (V) typ.	max.	Lens colour
SLO-234R-00015	R54U	635	12'000	-	27'300	15°	2.10	2.40	waterclear
SLO-234R-00006	R50U	627	2'500	3'200	5'500	30°	2.20	2.50	waterclear
SLO-234R-00014	R521	635	50	80	-	22°	2.00	2.60	diffused

White LEDs

Electro-Optical-Characteristics Ta=25°C, IF=20mA									
Part-no.	Old part-no.	Peak Wavelenght (nm)	Luminous Intensity (mcd) min.	typ.	max.	Viewing angle 2Θ1/2	Forward Voltage VF (V) typ.	max.	Lens colour
SLO-234W-00006	W55N	5'500 - 9'000	22'000	27'000	44'000	20°	3.20	3.50	waterclear
SLO-234W-00001	W50N	5'500 - 9'000	1'610	2'380	3'220	65°	3.20	3.50	diffused

Red/Green LEDs

Electro-Optical-Characteristics Ta=25°C, IF=20mA									
Part-no.	Old part-no.	Peak Wavelenght (nm)	Luminous Intensity (mcd) min.	typ.	max.	Viewing angle 2Θ1/2	Forward Voltage VF (V) typ.	max.	Lens colour
SLO-2360-00009	RG5F	627 (red)	6	13	-	60°	2.00	2.50	diffused
		565 (green)	12	29	-		2.20	2.50	

Electro-Optical-Characteristics Ta=25°C, IF=20mA									
Part-no.	Old part-no.	Peak Wavelenght (nm)	Luminous Intensity (mcd) min.	typ.	max.	Viewing angle 2Θ1/2	Forward Voltage VF (V) typ.	max.	Lens colour
SLO-2360-00006	RGKW common cathode	645 (red)	80	198	-	60°	1.95	2.50	diffused
		674 (green)	80	178	-		2.10	2.50	
SLO-2360-00007	RGVW common anode	660 (red)	600	1'195	-	24°	1.85	2.50	waterclear
		565 (green)	80	198	-		2.20	2.50	

F

Sloan_01_GK_Indicator-Lights_22C

Specifications indicator lights
Spezifikationen Signalleuchten
Spécifications Voyants lumineux

343, 344, 348

Body	- Bright nickel plated, blackened or olive drap chromized brass, stainless steel 1.4305, stainless steel blackened 1.4305	Körper	- Messing glanzvernickelt, geschwärzt oder braunoliv chromatiert, Edelstahl 1.4305, Edelstahl geschwärzt 1.4305	Corps	- Laiton nickelé brillant, noirci ou olivebrun chomé Acier inoxydable 1.4305 Acier inoxydable noircie 1.4305
Caps	- PC	Käppchen	- PC	Cabochons	- PC
Terminals	- Type 343: LED - Type 344: Faston connectors 2.8 x 0.5 tin plated brass - Type 348: Stranded wire 0.14mm²	Anschlüsse	- Typ 343: LED - Typ 344: Faston Steck-Verbindung 2.8 x 0.5 Messing verzinnt - Typ 348: Litzen 0.14mm²	Raccords	- Type 343: LED - Type 344: Connecteurs Faston 2.8 x 0.5 laiton étamé - Type 348: Fil multi-brins 0.14mm²
Insulating body	- PA 6.6	Isolierkörper	- PA 6.6	Corps d'isol.	- PA 6.6
Torque	- 1 Nm	Drehmoment	- 1 Nm	Couple de rotation	- 1 Nm

349

Body	- Bright nickel plated, blackened or olive drap chromized brass, stainless steel 1.4305, stainless steel blackened 1.4305	Körper	- Messing glanzvernickelt, geschwärzt oder braunoliv chromatiert, Edelstahl 1.4305, Edelstahl geschwärzt 1.4305	Corps	- Laiton nickelé brillant, noirci ou olivebrun chomé Acier inoxydable 1.4305 Acier inoxydable noircie 1.4305
Caps	- PC	Käppchen	- PC	Cabochons	- PC
Light pipe	- PC	Lichtleiter	- PC	Conduit d. lumiére	- PC
Insulating body	- PS	Isolierkörper	- PS	Corps d'isol.	- PS
Torque	- 1 Nm	Drehmoment	- 1 Nm	Couple de rotation	- 1 Nm

183, 184, 188

Body	- Bright nickel plated or blackened brass, olive drap chromized	Körper	- Messing glanzvernickelt oder geschwärzt, braunoliv chromatiert	Corps	- Laiton nickelé brillant ou noirci, olivebrun chomé
Caps	- PC	Käppchen	- PC	Cabochons	- PC
Terminals	- Type 183: LED - Type 144: Sold. lugs, tin plated Ms - Type 188: Stranded wire 0.14mm²	Anschlüsse	- Typ 183: LED - Typ 184: Lötösen, Ms verzinnt - Typ 188: Litzen 0.14mm²	Raccords	- Type 183: LED - Type 184: à souder, Ms étamé - Type 188: Fil multi-brins 0.14mm²
Insulating body	- PA 6.6	Isolierkörper	- PA 6.6	Corps d'isol.	- PA 6.6
Torque	- 4 Nm	Drehmoment	- 4 Nm	Couple de rotation	- 4 Nm
Recommended tool	- Counter bore 90° Ø = 9,4 mm	Empfohlenes Werkzeug	- Kegelsenker 90° Ø = 9,4 mm	Util conseillé	- Fraise conique 90° Ø = 9,4 mm

193, 194, 198

Body	- Bright nickel plated or blackened brass	Körper	- Messing glanzvernickelt oder geschwärzt	Corps	- Laiton nickelé brillant ou noirci
Caps	- PC	Käppchen	- PC	Cabochons	- PC
Terminals	- Type 193: LED - Type 194: Sold. lugs, tin plated Ms - Type 198: Stranded wire 0.14mm²	Anschlüsse	- Typ 193: LED - Typ 194: Lötösen, Ms verzinnt - Typ 198: Litzen 0.14mm²	Raccords	- Type 193: LED - Type 194: à souder, Ms étamé - Type 198: Fil multi-brins 0.14mm²
Insulating body	- PA 6.6	Isolierkörper	- PA 6.6	Corps d'isol.	- PA 6.6
Torque	- 0.7 Nm	Drehmoment	- 0.7 Nm	Couple de rotation	- 0.7 Nm

974, 978

Body	- Brass bright nickel plated or blackened Stainless steel 1.4305	Körper	- Messing glanzvernickelt oder geschwärzt Edelstahl 1.4305	Corps	- Laiton nickelé brillant ou noirci Acier inoxydable 1.4305
Caps	- PC	Käppchen	- PC	Cabochons	- PC
Torque	- 1.5 Nm	Drehmoment	- 1.5 Nm	Couple de rotation	- 1.5 Nm

333, 334, 338

Body	- Bright nickel plated, blackened or olive drap chromized brass, stainless steel 1.4305, stainless steel blackened 1.4305	Körper	- Messing glanzvernickelt, geschwärzt oder braunoliv chromatiert, Edelstahl 1.4305, Edelstahl geschwärzt 1.4305	Corps	- Laiton nickelé brillant, noirci ou olivebrun chomé Acier inoxydable 1.4305 Acier inoxydable noircie 1.4305
Terminals	- Type 333: LED - Type 334: Faston connectors 2.8 x 0.5 tin plated brass - Type 338: Stranded wire 0.14mm²	Anschlüsse	- Typ 333: LED - Typ 334: Faston Steck-Verbindung 2.8 x 0.5 Messing verzinnt - Typ 338: Litzen 0.14mm²	Raccords	- Type 333: LED - Type 334: Connecteurs Faston 2.8 x 0.5 laiton étamé - Type 338: Fil multi-brins 0.14mm²
Insulating body	- PA 6.6	Isolierkörper	- PA 6.6	Corps d'isol.	- PA 6.6
Torque	- 1 Nm	Drehmoment	- 1 Nm	Couple de rotation	- 1 Nm

G

Sloan_01_GK_Indicator-Lights_22C

Specifications indicator lights
Spezifikationen Signalleuchten
Spécifications Voyants lumineux

134, 135, 138

Body	- Bright nickel plated or blackened brass,	Körper	- Messing glanzvernickelt, geschwärzt oder	Corps	- Laiton nickelé brillant ou noirci,
Terminals	- Type 134: Solder lugs, tin plated brass	Anschlüsse	- Typ 134: Lötösen, Messing verzinnt	Raccords	- Type 134: contacts à souder
	- Type 135: LED		- Typ 135: LED		- Type 135: LED
Light pipe	- Type 138: Stranded wire 0.14mm²		- Typ 138: Litzen 0.14mm²		- Type 138: Fil multi-brins 0.14mm²
Insulating body	- PA 6.6	Isolierkörper	- PS 6.6	Corps d'isol.	- PA 6.6
Torque	- 0.7 Nm	Drehmoment	- 0.7 Nm	Couple de rotation	- 0.7 Nm

133R, 134R, 138R

Body	- Bright nickel plated or blackened brass,	Körper	- Messing glanzvernickelt oder geschwärzt,	Corps	- Laiton nickelé brillant ou noirci,
Terminals	- Type 133R: LED	Anschlüsse	- Typ 133R: LED	Raccords	- Type 133R: LED
	- Type 134R: Solder lugs, tin plated		- Typ 134R: Lötösen, verzinnt		- Type 134R: contacts à souder, étamé
	- Type 138R: Stranded wire 0.14mm²		- Typ 138R: Litzen 0.14mm²		- Type 138R: Fil multi-brins 0.14mm²
Insulating body	- PA 6.6	Isolierkörper	- PA 6.6	Corps d'isol.	- PA 6.6
Torque	- 0.7 Nm	Drehmoment	- 0.7 Nm	Couple de rotation	- 0.7 Nm

353, 354, 358

Body	- Bright nickel plated, blackened or olive drap chromized brass, stainless steel 1.4305, stainless steel blackened 1.4305	Körper	- Messing glanzvernickelt, geschwärzt oder braunoliv chromatiert, Edelstahl 1.4305, Edelstahl geschwärzt 1.4305	Corps	- Laiton nickelé brillant, noirci ou olivebrun chomé Acier inoxydable 1.4305 Acier inoxydable noircie 1.4305
Terminals	- Type 353: LED	Anschlüsse	- Typ 353: LED	Raccords	- Type 353: LED
	- Type 354: Faston connectors 2.8 x 0.5		- Typ 354: Faston Steck-Verbindung 2.8 x 0.5		- Type 354: Connecteurs Faston 2,8 x 0.5
	- Type 358: Stranded wire 0.14mm²		- Typ 358: Litzen 0.14mm²		- Type 358: Fil multi-brins 0.14mm²
Insulating body	- PA 6.6	Isolierkörper	- PA 6.6	Corps d'isol.	- PA 6.6
Torque	- 1 Nm	Drehmoment	- 1 Nm	Couple de rotation	- 1 Nm

144, 145, 148

Body	- Bright nickel plated or blackened brass,	Körper	- Messing glanzvernickelt oder geschwärzt,	Corps	- Laiton nickelé brillant ou noirci,
Terminals	- Type 144: Solder lugs, tin plated brass	Anschlüsse	- Typ 144: Lötösen, Messing verzinnt	Raccords	- Type 144: contacts à souder
	- Type 145: LED		- Typ 145: LED		- Type 145: LED
	- Type 148: Stranded wire 0.14mm²		- Typ 148: Litzen 0.14mm²		- Type 148: Fil multi-brins 0.14mm²
Insulating body	- PA 6.6	Isolierkörper	- PA 6.6	Corps d'isol.	- PA 6.6
Torque	- 0.7 Nm	Drehmoment	- 0.7 Nm	Couple de rotation	- 0.7 Nm

153, 154, 158

Body	- Bright nickel plated or blackened brass	Körper	- Messing glanzvernickelt oder geschwärzt	Corps	- Laiton nickelé brillant ou noirci
Terminals	- Type 153: LED terminals	Anschlüsse	- Typ 153: LED Anschlüsse	Raccords	- Type 153: Fils des LEDs
	- Type 154: Sold. lugs, tin plated Ms		- Typ 154: Lötösen, Ms verzinnt		- Type 154: à souder, Ms étamé
	- Type 158: Stranded wire 0.14mm²		- Typ 158: Litzen 0.14mm²		- Type 158: Fil multi-brins 0.14mm
Insulating body	- PA 6.6	Isolierkörper	- PA 6.6	Corps d'isol.	- PA 6.6
Torque	- 0.7 Nm	Drehmoment	- 0.7 Nm	Couple de rotation	- 0.7 Nm

941, 943, 948, 951, 955, 956

Body	- Cycolac S157 ABS, V0-1,6	Körper	- Cycolac S157 ABS, V0-1,6	Corps	- Cycolac S157 ABS, V0-1,6
Caps	- PC, Lexan 141R (clear)/143R (coloured), V2/1,5	Käppchen	- PC, Lexan 141R (klar)/143R (farbig), V2/1,5	Cabochons	- PC, Lexan 141R (clair)/143R (coloré), V2/1,5
Torque	- Type 941 0.5Nm,	Drehmoment	- Typ 941 0.5Nm,	Couple de rotation	- Type 941 0.5Nm,
	- Type 943 0.6Nm,		- Typ 943 0.6Nm,		- Type 943 0.6Nm,
	- Type 948 0.8Nm,		- Typ 948 0.8Nm,Typ 334:		- Type 948 0.8Nm,
	- Types 951/955/956 1.0Nm		- Typen 951/955/956 1.0Nm		- Types 951/955/956 1.0Nm

G

Sloan_01_GK_Indicator-Lights_22C

Specifications indicator lights
Spezifikationen Signalleuchten
Spécifications Voyants lumineux

174, 177, 178

Body	- Bright nickel plated, blackened or olive drap chromized brass, stainless steel 1.4305	Körper	- Messing glanzvernickelt, geschwärzt oder braunoliv chromatiert, Edelstahl 1.4305	Corps	- Laiton nickelé brillant, noirci ou olivebrun chomé Acier inoxydable 1.4305
Caps	- PC	Käppchen	- PC	Cabochons	- PC
Terminals	- Type 174: Faston connectors 2.8 x 0.5 tin plated brass - Type 177: LED - Type 178: Stranded wire 0.14mm²	Anschlüsse	- Typ 174: Faston Steck-Verbindung 2.8 x 0.5 Messing verzinnt - Typ 177: LED - Typ 178: Litzen 0.14mm²	Raccords	- Type 174: Connecteurs Faston 2.8 x 0.5 laiton étamé - Type 177: LED - Type 178: Fil multi-brins 0.14mm²
Insulating body	- PA 6.6	Isolierkörper	- PA 6.6	Corps d'isol.	- PA 6.6
Torque	- 1 Nm	Drehmoment	- 1 Nm	Couple de rotation	- 1 Nm

117, 119

Body	- Bright nickel plated, blackened brass, olive drap chromized	Körper	- Messing glanzvernickelt, geschwärzt, braunoliv chromatiert	Corps	- Laiton nickelé brillant, noirci, olivebrun chomé
Caps	- PC	Käppchen	- PC	Cabochons	- PC
Terminals	- Type 117: Solder lugs, tin plated brass - Type 119: Stranded wire 0.14mm²	Anschlüsse	- Typ 117: Lötösen, Messing verzinnt - Typ 119: Litzen 0.14mm²	Raccords	- Type 117: contacts à souder, laiton étamé - Type 119: Fil multi-brins 0.14mm²
Insulating body	- PA 6.6	Isolierkörper	- PA 6.6	Corps d'isol.	- PA 6.6
Torque	- 0.7 Nm	Drehmoment	- 0.7 Nm	Couple de rotation	- 0.7 Nm

962

- LED Technology	- zuverlässige LED-Technologie	- LED à haute fiabilité
- Long service life (half-life 50'000 hours)	- Lange Lebensdauer (Halbwertzeit von 50'000 Betriebsstunden)	- Durée de vie élevée (demie-vie 50'000 heures)
- Vandal proof	- vandalensicher	- résistante au vandalisme
- Torque 2 Nm	- Drehmoment 2 Nm	- Couple de rotation 2 Nm

974, 978

Body	- Brass bright nickel plated, blackened Stainless steel 1.4305	Körper	- Messing glanzvernickelt, geschwärzt Edelstahl 1.4305	Corps	- Laiton nickelé brillant, noirci Acier inoxydable 1.4305
Caps	- PC	Käppchen	- PC	Cabochons	- PC
Torque	- 1.5 Nm	Drehmoment	- 1.5 Nm	Couple de rotation	- 1.5 Nm

876, 877, 886, 887

Body	- Bright nickel plated or blackened brass	Körper	- Messing glanzvernickelt oder geschwärzt	Corps	- Laiton nickelé brillant ou noirci
Caps	- Metal part: bright nickel plated or blackened brass - Shroud: clear or black anodized aluminium - Lens: PC	Käppchen	- Metallteil: Messing glanzvernickelt oder geschwärzt - Hülse: Aluminium, farblos oder schwarz eloxiert - Linse: PC	Cabochons	- Partie métallique: Laiton nickelé brillant ou noirci - Douille: aluminium, anodisé incolore ou noir - Lentille: PC
Applications	- Types V and W for cockpit panels etc.	Anwendungen	- Typen V und W z.B. auf Instrumentenbrettern in Pilotenkabinen, etc.	Applications	- Types V et W pour tableau de bord etc.
Lamp	- Filament lamps T1$^3/_4$-MF - LED T1$^3/_4$-MF Lampe	Lampe	- Glühlampen T1$^3/_4$-MF - LED T1$^3/_4$-MF	Lampe	- Lampes à filament T1$^3/_4$-MF - LED T1$^3/_4$-MF
Terminals	- Centre contact: tin plated - Side contact: tin plated beryllium bronze	Anschlüsse	- Mittelkontakt: Messing, verzinn - Seitenkontakt: Beryllium Bronze, verzinnt	Raccords	- Contact central: Ms. étamé - Contact latéral: Bronze au beryllium, revêtement étamé
Torque 87x	- 1.2 Nm	Drehmoment 87x	- 1.2 Nm	Couple de rota. 87x	- 1.2 Nm
Torque 88x	- 1.5 Nm	Drehmoment 88x	- 1.5 Nm	Couple de rota. 88x	- 1.5 Nm

Options, on request

Body	- Diffrent material
Caps	- Metal part: - Diffrent material - Stamped symbols on flat caps available
LED	- Flashing
Terminals	- Centre and side contact: gold plated
Torque 87x	- 1.2 Nm
Torque 88x	- 1.5 Nm

Optionen, auf Anfrage

Körper	- Anderes Material
Käppchen	- Metallteil: - Anderes Material - Druck von Symbolen auf flache Käppchen möglich
LED	- Blinkend
Anschlüsse	- Mittel- und Seitenkontakt vergoldet
Drehmoment 87x	- 1.2 Nm
Drehmoment 88x	- 1.5 Nm

Options, sur demande

Corps	- Matériel différent
Cabochons	- Partie métallique - Matériel différent - Impression de symboles sur les cabochons plats possible
LED	- Clignotant
Raccords	- Contact central et latéral doré
Couple de rota. 87x	- 1.2 Nm
Couple de rota. 88x	- 1.5 Nm

G

Sloan_01_GK_Indicator-Lights_22C

Specifications indicator lights
Spezifikationen Signalleuchten
Spécifications Voyants lumineux

Protection degrees:	Schutzgrad:	Protection:
IP 64 Protection argainst splashwater from the front	Schutz gegen Spritzwasser von vorne	Protection contre les éclaboussures d'eau frontales
IP 65 Protection argainst water jets	Schutz gegen Strahlwasser	Protection contre les jets d'eau
IP 67 Protection for temporary submersion in water without pressure	Schutz bei zeitweiligen Untertauchen in Wasser ohne Druck	Appropriée pour usage temporairement dans l'eau sans pression
IP 68 Protection underwater at pressure 1 bar	Schutz Unterwasser bei 1 bar Druck	Protection sous l'eau à 1 bar de pression

Stranded wire cross-section:	Litzen Querschnitt:	Section transversale du brin:
Ø 0.14mm² (AWG 26)	Ø 0.14mm² (AWG 26)	Ø 0.14mm² (AWG 26)

G

Sloan_01_GK_Indicator-Lights_22C

SIBALCO AG • Birmannsgasse 8 • CH-4055 Basel • Tel. +41 (0)61 264 10 10 • Fax +41 (0)61 264 10 15 • info@sibalco.ch • www.sloan.ch

Installation instructions for 230V indicator lights
Installationsanleitung für 230V Signalleuchten
Instruction d'installation pour les 230V voyants lumineux

IEC/EN61000-6-2
IEC/EN610000-6-3

Series/Serien/Séries:
348, 338, 358, 178

ground terminal: / Erdungsanschluss: / Connection à la Terre:

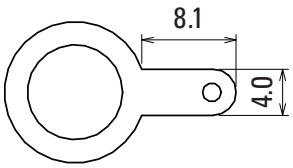

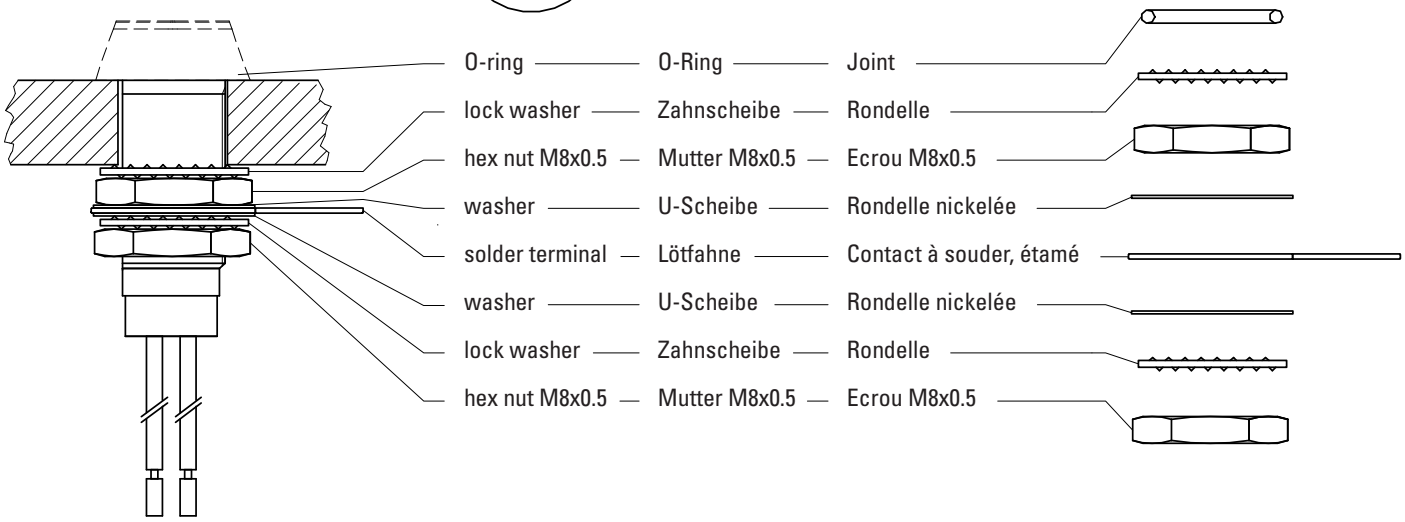

For safety reasons the components have to be assembled as shown above. Noncompliance may cause injury and result in death. Only instructed and technically educated persons are allowed to install these 230V signal lamps.

Aus Sicherheitsgründen ist die Reihenfolge der einzelnen Bauteile bei der Montage einzuhalten. Nichtbeachtung kann zu Verletzungen und Schäden mit tödlichen Folgen führen. Die Montage und Installation dieser 230V Signalleuchten darf nur durch technisch ausgebildete und instruierte Personen ausgeführt werden.

Pour des raisons de sécurité veuillez suivre impérativement les instructions de montage des différentes pièces. Si les instructions ne sont pas suivies cela peut entrainer des conséquences graves et mortelles. Le montage et l'installation de ces 230V voyants peuvent se faire uniquement par des personnes qualifiées.

G

Specifications are subject to change without notice – Änderungen die dem technischen Fortschritt dienen, sind vorbehalten – Réserve de modifications de toutes les données techniques

SIBALCO AG • Birmannsgasse 8 • CH-4055 Basel • Tel. +41 (0)61 264 10 10 • Fax +41 (0)61 264 10 15 • info@sibalco.ch • www.sloan.ch

Accessories/Spare Parts
Zubehör/Ersatzteile
Accessoires/Pièce de rechange

343, 344, 348 / 349 / 333, 334, 338 / 353, 354, 358 / 174, 177, 178

Part no. /Art-Nr./ No. d'article	Dimension	Description	Beschreibung	Description
SLO-4210-00002	M8 x 0.5	Nut, nickelplated brass	Mutter, Messing vernickelt	Ecrou, laiton nickelé
SLO-1211-00005	ø 8	Lockwasher, nickelplated brass	Fächerscheibe, Messing vernickelt	Rondelle dentelée, laiton nickelé
SLO-4210-00010	M8 x 0.5	Nut, stainless steel	Mutter, rosfreier Stahl	Ecrou, acier inoxydable
SLO-1210-00002	ø 8	Lockwasher, stainless steel	Fächerscheibe, rostfreier Stahl	Rondelle dentelée, acier inoxydable
SLO-1810-00005	ø 8	O-ring	O-ring	Bague d'étanchéité
SLO-1230-00001	ø 8	Solder Terminal, tinned brass	Lötfahne, Messing verzinnt	Contact à souder,étamé
SLO-1202-00001	ø 8	Washer, steel zinc plated	U-Scheibe, Stahl verzinkt	Rondelle, acier galvanisé
SLO-1B01-00002		Holder for 3mm LEDs	Halter für 3mm LEDs	Détenteur pour 3mm LED
SLO-1B01-00001		Holder for SMD LED	Halter für SMD LEDs	Détenteur pour SMD LED

183, 184, 188

Part no. /Art-Nr./ No. d'article	Dimension	Description	Beschreibung	Description
SLO-4210-00003	M6 x 0.5	Nut, nickelplated brass	Mutter, Messing vernickelt	Ecrou, laiton nickelé
SLO-1211-00003	ø 6	Lockwasher, nickelplated brass	Fächerscheibe, Messing vernickelt	Rondelle dentelée, laiton nickelé
SLO-1120-00001	M6 x 0.5	Nut, stainless steel	Mutter, rosfreier Stahl	Ecrou, acier inoxydable

193, 194, 198

Part no. /Art-Nr./ No. d'article	Dimension	Description	Beschreibung	Description
SLO-4210-00003	M6 x 0.5	Nut, nickelplated brass	Mutter, Messing vernickelt	Ecrou, laiton nickelé
SLO-1211-00003	ø 6	Lockwasher, nickelplated brass	Fächerscheibe, Messing vernickelt	Rondelle dentelée, laiton nickelé

974, 978

Part no. /Art-Nr./ No. d'article	Dimension	Description	Beschreibung	Description
SLO-4210-00001	M14 x 1	Nut	Mutter	Ecrou
SLO-1210-00001	ø 14	Lockwasher, steel zinc plated	Fächerscheibe, Messing vernickelt	Rondelle dentelée, laiton nickelé
SLO-1810-00009	ø 14	O-ring	O-Ring	Bague d'étanchéité

962

Part no. /Art-Nr./ No. d'article	Dimension	Description	Beschreibung	Description
SLO-1130-00001	M25 x 1.0	Nut	Mutter	Ecrou
SLO-1810-00010	ø 25	O-ring	O-Ring	Bague d'étanchéité

Accessories/Spare Parts
Zubehör/Ersatzteile
Accessoires/Pièce de rechange

134, 135, 138 / 144, 145, 148 / 117, 119 / 153, 154, 158

Part no. /Art-Nr./ No. d'article	Dimension	Description	Beschreibung	Description
SLO-4210-00003	M6 x 0.5	Nut, nickelplated brass	Mutter, Messing vernickelt	Ecrou, laiton nickelé
SLO-1211-00003	ø 6	Lockwasher, steel zinc plated	Fächerscheibe, Stahl verzinkt	Rondelle dentelée, acier galvanisé
SLO-1810-00003	ø 6	O-ring	O-Ring	Bague d'étanchéité

133R, 134R, 138R

Part no. /Art-Nr./ No. d'article	Dimension	Description	Beschreibung	Description
SLO-4210-00003	M6 x 0.5	Nut, nickelplated brass	Mutter, Messing vernickelt	Ecrou, laiton nickelé
SLO-4210-00008	M6 x 0.5	Decorative Nut, nickelplated brass	Ziermutter, Messing vernickelt	Ecrou décoratif, laiton nickelé
SLO-4210-00009	M6 x 0.5	Decorative Nut, blackened brass	Ziermutter, Messing geschwärzt	Ecrou décoratif, laiton noirci
SLO-1214-00002	ø 6	Lockwasher, steel zinc plated	Fächerscheibe, Stahl verzinkt	Rondelle dentelée, acier galvanisé
SLO-1214-00001	ø 6	Lockwasher, steel zinc plated blackened	Fächerscheibe, Stahl verzinkt, geschwärzt	Rondelle dentelée, acier galvanisé, noircie
SLO-1203-00001	ø 6	Decorative washer, blackened brass	Zierscheibe, Messing geschwärzt	Rondelle décorative, laiton noircie
SLO-1810-00004	ø 6	O-ring	O-Ring	Bague d'étanchéité

941

Part no. /Art-Nr./ No. d'article	Dimension	Description	Beschreibung	Description
SLO-1130-00002	M14 x 1.0	Nut	Mutter	Ecrou
SLO-1810-00011	ø 14	O-ring	O-Ring	Bague d'étanchéité

943

Part no. /Art-Nr./ No. d'article	Dimension	Description	Beschreibung	Description
SLO-1130-00003	M16 x 1.0	Nut	Mutter	Ecrou
SLO-1810-00012	ø 16	O-ring	O-Ring	Bague d'étanchéité

948

Part no. /Art-Nr./ No. d'article	Dimension	Description	Beschreibung	Description
SLO-1130-00004	M16 x 1.0	Nut	Mutter	Ecrou
SLO-1810-00013	ø 16	O-ring	O-Ring	Bague d'étanchéité

Specifications are subject to change without notice – Änderungen die dem technischen Fortschritt dienen, sind vorbehalten – Réserve de modifications de toutes les données techniques

SIBALCO AG • Birmannsgasse 8 • CH-4055 Basel • Tel. +41 (0)61 264 10 10 • Fax +41 (0)61 264 10 15 • info@sibalco.ch • www.sloan.ch

Accessories/Spare Parts
Zubehör/Ersatzteile
Accessoires/Pièce de rechange

951, 955, 956

Part no. /Art-Nr./ No. d'article	Dimension	Description	Beschreibung	Description
SLO-1130-00005	M22 x 1.0	Nut	Mutter	Ecrou
SLO-1810-00014	ø 22	O-ring	O-Ring	Bague d'étanchéité
SLO-8900-00001	M22	Tool for nut	Mutterschlüssel	Outil pour ecrou

876, 877

Part no. /Art-Nr./ No. d'article	Dimension	Description	Beschreibung	Description
SLO-4210-00012	M11 x 0.5	Nut, brass nickel plated brass	Mutter, Messing vernickelt	Ecrou, laiton nickelé
SLO-1211-00006	ø 11	Lockwasher, zinc plated steel	Fächerscheibe, Stahl verzinkt	Rondelle dentelée, acier galvanisé
SLO-1810-00005	ø 8.5	O-ring for body	O-Ring für Signallampenkörper	Bague d'étanchéité pour corps
SLO-1810-00006	ø 9	O-ring for cap	O-Ring für Signallampenkappe	Bague d'étanchéité pour cabochon

886, 887

Part no. /Art-Nr./ No. d'article	Dimension	Description	Beschreibung	Description
SLO-4210-00013	M12 x 0.75	Nut, nickelplated brass	Klemmschelle	Fixation
SLO-1213-00002	ø 12	Lockwasher, zinc plated steel	Klemmscheibe	Fixation
SLO-1810-00008	ø 12	O-ring for body	O-Ring für Signallampenkörper	Bague d'étanchéité pour corps
SLO-1810-00006	ø 9	O-ring for Cap	O-Ring für Signallampenkappe	Bague d'étanchéité pour cabochon

Major application fields:

Automotive/Special vehicles:
Warning lights, emergency indicators, car immobilizing systems,
car factory automation.
Blue LED flashers for Police cars, Diplomacy cars, special forces vehicles.

Consumer electronics:
Microwave ovens, toasters, coffee machines, Irons, refrigerators.

Industrial controls / Traffic controls:
Panel indicators, elevators, photo-processing darkroom lights,
traffic control, railway track diagram indicators, power stations.
LED clusters for railway use.

Telecommunication:
PCB line indicators, status indicators, portable communication equipment.

Defence:
Tank/tank missiles, combat aircrafts, mine detectors warning lights,
submarine engine control, fire coordination systems for tanks.
28 NATO Numbers.
NATO Manufacturer Code S3643.
French Army „GAM T1“ listed.

Aviation:
Commercial and military, cockpit lights, stewardess call systems.

Security:
Safety control panels surveillance, emergency lights.

Medical:
Fault indicators, sealed indicators for sergery equipment,
blood analyser, nurse-call systems, dentist equipment.

We strive to be a Total Quality company that anticipates and responds to our customer's needs, continously improving our products and processes.

SLOAN
PRECISION OPTOELECTRONICS

SIBALCO AG
Birmannsgasse 8
CH-4055 Basel
Switzerland
Tel. +41 (0)61 264 10 10
Fax +41 (0)61 264 10 15
info@sibalco.ch
www.sloan.ch

05.2021